



# AQUA TURTLE 1

## 01 BODY

B = blue | C = cream

R1 B 6 sc [6]

R2 6 inc [12]

R3 (inc, 1 sc) x6 [18]

R4 (inc, 2 sc) x6 [24]

R5 (inc, 3 sc) x6 [30]

R6- 30 sc [30]

R10 30 sc [30]

R11 (dec, 3 sc) x6 [24]

R12 (dec, 2 sc) x6 [18]

R13 (dec, 1 sc) x6 [12]

R14 C 12 sc on outer loop

R15 (inc, 1 sc) x6 [18]

R16 (inc, 2 sc) x6 [24]

R17 24 sc [24]

R18 24 sc [24]

R19 (dec, 2 sc) x6 [18]

R20 (dec, 1 sc) x6 [12]

R21 6 dec [6]

## 02 FOOT x2

R1 5 sc [5]

R2 5 sc [5]

## 03 HAND x2

R1 4 sc [4]

R2 inc, 3 sc [5]

## 04 SHELL

B = brown | W = white

B chain 6

R1 5 sc

repeat on other side [10]

R2 (inc, 3 sc, inc) x2 [14]

R3 W 14 sc [14]

## 05 TAIL

chain 4

R1 3 sc

repeat on other side [6]

R2- 6 sc [6]

R13 6 sc [6]

ch chain  
 ss slip stitch  
 sc single crochet  
 hdc half double crochet  
 dc double crochet  
 tc tripple crochet  
 inc increase  
 dec decrease



# AQUA TURTLE 2



## 01 BODY

B = blue | C = cream

- R1 B 6 sc [6]
- R2 6 inc [12]
- R3 (inc, 1 sc) x6 [18]
- R4 (inc, 2 sc) x6 [24]
- R5 (inc, 3 sc) x6 [30]
- R6- 30 sc [30]
- R10 30 sc [30]
- R11 (dec, 3 sc) x6 [24]
- R12 (dec, 2 sc) x6 [18]
- R13 (dec, 1 sc) x6 [12]
- R14 C 12 sc on outer loop
- R15 (inc, 1 sc) x6 [18]
- R16 (inc, 2 sc) x6 [24]
- R17 24 sc [24]
- R18 24 sc [24]
- R19 (dec, 2 sc) x6 [18]
- R20 (dec, 1 sc) x6 [12]
- R21 6 dec [6]

## 02 FOOT x2

- R1 5 sc [5]
- R2 5 sc [5]

## 03 HAND x2

- R1 4 sc [4]
- R2 inc, 3 sc [5]

## 04 TAIL TOP

- chain 4
- R1 3 sc
- repeat on other side* [6]
- R2- 6 sc [6]
- R13 6 sc [6]

## 05 TAIL BOTTOM

- chain 4
- R1 3 sc
- repeat on other side* [6]
- R2- 6 sc [6]
- R11 6 sc [6]

## 08 SHELL

- B = brown | W = white
- B chain 6
- R1 5 sc
- repeat on other side* [10]
- R2 (inc, 3 sc, inc) x2 [14]
- R3 W 14 sc [14]

## 06 EAR LEFT

- 01 8 sc
- 1 sc in next stitch
- 02 ch3, 2 sc
- 1 sc in next stitch
- 03 ch2, 1 sc
- 1 ss in same stitch

## 07 EAR RIGHT

- 01 8 sc
- 1 sc in next stitch
- 02 ch2, 1 sc
- 1 ss in same stitch
- 03 ch3, 2 sc
- 1 sc in next stitch

- ch chain
- ss slip stitch
- sc single crochet
- hdc half double crochet
- dc double crochet
- tc tripple crochet
- inc increase
- dec decrease



# AQUA TURTLE 3



## 01 BODY

B = blue | C = cream

- R1 B 6 sc [6]
- R2 6 inc [12]
- R3 (inc, 1 sc) x6 [18]
- R4 (inc, 2 sc) x6 [24]
- R5 (inc, 3 sc) x6 [30]
- R6- 30 sc [30]
- R10 30 sc [30]
- R11 (dec, 3 sc) x6 [24]
- R12 (dec, 2 sc) x6 [18]
- R13 (dec, 1 sc) x6 [12]
- R14 C 12 sc on outer loop
- R15 (inc, 1 sc) x6 [18]
- R16 (inc, 2 sc) x6 [24]
- R17 24 sc [24]
- R18 24 sc [24]
- R19 (dec, 2 sc) x6 [18]
- R20 (dec, 1 sc) x6 [12]
- R21 6 dec [6]

## 02 FOOT x2

- R1 5 sc [5]
- R2 5 sc [5]

## 03 HAND x2

- R1 4 sc [4]
- R2 inc, 3 sc [5]

## 04 EAR x2

- R1 4 sc [4]
- R2 (inc, 1 sc) x2 [6]
- R3 (inc, 2 sc) x2 [8]

## 05 MOUTH

B = blue | C = cream

- R1 B 4 sc C 4 sc [8]
- R2 B (inc, 1 sc) x2
- C (inc, 1 sc) x2 [12]

## 06 TAIL

- R1 4 sc [4]
- R2 (inc, 1 sc) x2 [6]
- R3 (inc, 2 sc) x2 [8]
- R4 8 sc [8]

## 07 CANNON x2

B = black | G = grey

- R1 B 6 sc [6]
- R2 G (inc, 1 sc) x2 [8]
- R3 8 sc [8]

## 08 STEM x2

- R1- 4 sc [4]
- R4 4 sc [4]

## 09 SHELL

B = brown | W = white

B chain 8

- R1 7 sc
- repeat on other side [14]
- R2 (inc, 5 sc, inc) x2 [18]
- R3 W 18 sc [18]

## 10 BROWN DETAIL x2

- chain 5
- R1 4 sc [4]

ch chain  
ss slip stitch  
sc single crochet  
hdc half double crochet  
dc double crochet  
tc tripple crochet  
inc increase  
dec decrease



# BLAZING SALAMANDER 1



## 01 BODY

- R1 6 sc [6]  
R2 6 inc [12]  
R3 (inc, 1 sc) x6 [18]  
R4 (inc, 2 sc) x6 [24]  
R5 (inc, 3 sc) x6 [30]  
R6- 30 sc [30]  
R10 30 sc [30]  
R11 (dec, 3 sc) x6 [24]  
R12 (dec, 2 sc) x6 [18]  
R13 (dec, 1 sc) x6 [12]  
R14 12 sc *on outer loop*  
O = orange | C = cream  
R15 O (inc, 1 sc) x2  
C (inc, 1 sc), 1 sc  
O 1 sc in same stitch,  
1 sc, (inc, 1 sc) x2 [18]  
R16 O (inc, 2 sc) x2  
C (inc, 2 sc), inc  
O 2 sc, (inc, 2 sc) x2 [24]  
R17 O 8 sc C 7 sc O 9 sc [24]  
R18 O 9 sc C 5 sc O 10 sc [24]  
R19 (dec, 2 sc) x6 [18]  
R20 (dec, 1 sc) x6 [12]  
R21 6 dec [6]

## 02 FOOT x2

- R1 5 sc [5]  
R2 5 sc [5]

## 03 HAND x2

- R1 4 sc [4]  
R2 inc, 3 sc [5]

## 04 TAIL

- R1 4 sc [4]  
R2 (inc, 1 sc) x2 [6]  
R3 inc, 5 sc [7]  
R4 inc, 6 sc [8]

ch chain  
ss slip stitch  
sc single crochet  
hdc half double crochet  
dc double crochet  
tc tripple crochet  
inc increase  
dec decrease



# BLAZING SALAMANDER 2



## 01 BODY

- R1 6 sc [6]
- R2 6 inc [12]
- R3 (inc, 1 sc) x6 [18]
- R4 (inc, 2 sc) x6 [24]
- R5 (inc, 3 sc) x6 [30]
- R6- 30 sc [30]
- R10 30 sc [30]
- R11 (dec, 3 sc) x6 [24]
- R12 (dec, 2 sc) x6 [18]
- R13 (dec, 1 sc) x6 [12]
- R14 12 sc *on outer loop*
- O = orange | C = cream
- R15 O (inc, 1 sc) x2  
C (inc, 1 sc), 1 sc  
O 1 sc in same stitch,  
1 sc, (inc, 1 sc) x2 [18]
- R16 O (inc, 2 sc) x2  
C (inc, 2 sc), inc  
O 2 sc, (inc, 2 sc) x2 [24]
- R17 O 8 sc C 7 sc O 9 sc [24]
- R18 O 9 sc C 5 sc O 10 sc [24]
- R19 (dec, 2 sc) x6 [18]
- R20 (dec, 1 sc) x6 [12]
- R21 6 dec [6]

## 02 FOOT x2

- R1 5 sc [5]
- R2 5 sc [5]

## 03 HAND x2

- R1 4 sc [4]
- R2 inc, 3 sc [5]

## 04 TAIL

- R1 4 sc [4]
- R2 (inc, 1 sc) x2 [6]
- R3 inc, 5 sc [7]
- R4 inc, 6 sc [8]
- R5 inc, 7 sc [9]

## 05 NOSE

- R1 6 sc [6]
- R2 (inc, 1 sc, inc) x2 [10]

## 06 HORN

- R1 4 sc [4]
- R2 (inc, 1 sc) x2 [6]
- R3 (inc, 2 sc) x2 [8]
- R4 (inc, 3 sc) x2 [10]

- ch chain
- ss slip stitch
- sc single crochet
- hdc half double crochet
- dc double crochet
- tc tripple crochet
- inc increase
- dec decrease



# BLAZING SALAMANDER 3



## 01 BODY

- R1 6 sc [6]
- R2 6 inc [12]
- R3 (inc, 1 sc) x6 [18]
- R4 (inc, 2 sc) x6 [24]
- R5 (inc, 3 sc) x6 [30]
- R6- 30 sc [30]
- R10 30 sc [30]
- R11 (dec, 3 sc) x6 [24]
- R12 (dec, 2 sc) x6 [18]
- R13 (dec, 1 sc) x6 [12]
- R14 12 sc *on outer loop*
- O = orange | C = cream
- R15 O (inc, 1 sc) x2  
C (inc, 1 sc), 1 sc  
O 1 sc in same stitch,  
1 sc, (inc, 1 sc) x2 [18]
- R16 O (inc, 2 sc) x2  
C (inc, 2 sc), inc  
O 2 sc, (inc, 2 sc) x2 [24]
- R17 O 8 sc C 7 sc O 9 sc [24]
- R18 O 9 sc C 5 sc O 10 sc [24]
- R19 (dec, 2 sc) x6 [18]
- R20 (dec, 1 sc) x6 [12]
- R21 6 dec [6]

## 02 FOOT x2

- R1 5 sc [5]
- R2 5 sc [5]

## 03 HAND x2

- R1 4 sc [4]
- R2 inc, 3 sc [5]

## 04 TAIL

- R1 4 sc [4]
- R2 (inc, 1 sc) x2 [6]
- R3 inc, 5 sc [7]
- R4 inc, 6 sc [8]
- R5 inc, 7 sc [9]
- R6 inc, 8 sc [10]

## 05 NOSE

- R1 6 sc [6]
- R2 (inc, 1 sc, inc) x2 [10]
- R3 10 sc [10]

## 06 HORN x2

- R1 4 sc [4]
- R2 (inc, 1 sc) x2 [6]
- R3 inc, 5 sc [7]
- R4 inc, 6 sc [8]

## 07 WING x4

- R1 6 sc [6]
- R2 2 sc, 2 inc, 2 sc [8]
- R3 2 inc, 3 sc *in one st*, 2 inc,  
3 sc *in one st*, 2 inc [16]
- R4 extra 6 sc  
*2 in orange, 2 in blue*

- ch chain
- ss slip stitch
- sc single crochet
- hdc half double crochet
- dc double crochet
- tc tripple crochet
- inc increase
- dec decrease



# FLOWER FROG 2



## 01 BODY

- R1 6 sc [6]
- R2 6 inc [12]
- R3 (inc, 1 sc) x6 [18]
- R4 (inc, 2 sc) x6 [24]
- R5 (inc, 3 sc) x6 [30]
- R6- 30 sc [30]
- R10 30 sc [30]
- R11 (dec, 3 sc) x6 [24]
- R12 (dec, 2 sc) x6 [18]
- R13 (dec, 1 sc) x6 [12]
- R14 12 sc *on outer loop*
- R15 (inc, 1 sc) x6 [18]
- R16 (inc, 2 sc) x6 [24]
- R17 24 sc [24]
- R18 24 sc [24]
- R19 (dec, 2 sc) x6 [18]
- R20 (dec, 1 sc) x6 [12]
- R21 6 dec [6]

## 02 FOOT x2

- R1 5 sc [5]
- R2 5 sc [5]

## 03 HAND x2

- R1 4 sc [4]
- R2 inc, 3 sc [5]

## 04 EAR x2

- R1 4 sc [4]
- R2 (inc, 1 sc) x2 [6]
- R3 (inc, 2 sc) x2 [8]

## 05 ROSE BULB

- R1 4 sc [4]
- R2 (inc, 1 sc) x2 [6]
- R3 (inc, 1 sc) x3 [9]
- R4 (inc, 2 sc) x3 [12]
- R5 (inc, 1 sc) x6 [18]
- R6 18 sc [18]
- R7 (dec, 1 sc) x6 [12]
- R8 (dec, 2 sc) x3 [9]

## 06 PETAL

- chain 4
- R1 3 sc [3] ch1
- R2 (inc) x3 [6] ch1
- R3 6 sc [6] ch1
- R4 6 sc [6]

## 07 LEAF x4

- chain 7
  - L1 1 ss
  - L2 1 hdc
  - L3 1 dc
  - L4 1 dc
  - L5 1 hdc
  - L6 1 sc
- reverse order on other side*

- ch chain
- ss slip stitch
- sc single crochet
- hdc half double crochet
- dc double crochet
- tc tripple crochet
- inc increase
- dec decrease





# FLOWER FROG 1

## 01 BODY

- R1 6 sc [6]
- R2 6 inc [12]
- R3 (inc, 1 sc) x6 [18]
- R4 (inc, 2 sc) x6 [24]
- R5 (inc, 3 sc) x6 [30]
- R6- 30 sc [30]
- R10 30 sc [30]
- R11 (dec, 3 sc) x6 [24]
- R12 (dec, 2 sc) x6 [18]
- R13 (dec, 1 sc) x6 [12]
- R14 12 sc *on outer loop*
- R15 (inc, 1 sc) x6 [18]
- R16 (inc, 2 sc) x6 [24]
- R17 24 sc [24]
- R18 24 sc [24]
- R19 (dec, 2 sc) x6 [18]
- R20 (dec, 1 sc) x6 [12]
- R21 6 dec [6]

## 02 FOOT x2

- R1 5 sc [5]
- R2 5 sc [5]

## 03 HAND x2

- R1 4 sc [4]
- R2 inc, 3 sc [5]

## 04 EAR x2

- R1 4 sc [4]
- R2 (inc, 1 sc) x2 [6]
- R3 (inc, 2 sc) x2 [8]

## 05 BULB

- R1 4 sc [4]
- R2 (inc, 1 sc) x2 [6]
- R3 (inc, 1 sc) x3 [9]
- R4 (inc, 2 sc) x3 [12]
- R5 (inc, 1 sc) x6 [18]
- R6 18 sc [18]
- R7 (dec, 1 sc) x6 [12]
- R8 (dec, 2 sc) x3 [9]

- ch chain
- ss slip stitch
- sc single crochet
- hdc half double crochet
- dc double crochet
- tc tripple crochet
- inc increase
- dec decrease



# FLOWER FROG 3



## 01 BODY

- R1 6 sc [6]
- R2 6 inc [12]
- R3 (inc, 1 sc) x6 [18]
- R4 (inc, 2 sc) x6 [24]
- R5 (inc, 3 sc) x6 [30]
- R6- 30 sc [30]
- R10 30 sc [30]
- R11 (dec, 3 sc) x6 [24]
- R12 (dec, 2 sc) x6 [18]
- R13 (dec, 1 sc) x6 [12]
- R14 12 sc *on outer loop*
- R15 (inc, 1 sc) x6 [18]
- R16 (inc, 2 sc) x6 [24]
- R17 24 sc [24]
- R18 24 sc [24]
- R19 (dec, 2 sc) x6 [18]
- R20 (dec, 1 sc) x6 [12]
- R21 6 dec [6]

## 02 FOOT x2

- R1 5 sc [5]
- R2 5 sc [5]

## 03 HAND x2

- R1 4 sc [4]
- R2 inc, 3 sc [5]

## 04 EAR x2

- R1 4 sc [4]
- R2 (inc, 1 sc) x2 [6]
- R3 (inc, 2 sc) x2 [8]

## 05 MIDDLE

- W = white | Y = yellow
- R1 W 5 sc [5]
- R2 Y (ss hdc ss) in one st x5

## 06 FLOWER PETAL x5

- R1 6 sc [6]
- R2 (inc, sc, inc) x2 [10]
- R3 10 sc [10]
- R4 5 dec [5]

## 07 STEM

- R1 6 sc [6]
- R2 (inc, 2 sc) x2 [8]
- R3 8 sc [8]

## 08 LEAF x4

- chain 4
- L1 (1 dc ch3 ss)
- L2 (1 dc ch3 ss)
- L3 (1 dc ch3 ss)
- repeat on other side*

ch chain  
ss slip stitch  
sc single crochet  
hdc half double crochet  
dc double crochet  
tc tripple crochet  
inc increase  
dec decrease





# OG BIRB 1

## 01 BODY

- R1 6 sc [6]
- R2 6 inc [12]
- R3 (inc, 1 sc) x6 [18]
- R4 (inc, 2 sc) x6 [24]
- R5 (inc, 3 sc) x6 [30]
- R6- 30 sc [30]
- R10 30 sc [30]
- B = brown | C = cream
- R11 B 10 sc C 5 sc B 15 sc [30]
- R12 B (inc, 4 sc) x2  
C inc, 4 sc, inc  
B 4 sc, (inc, 4 sc) x2 [36]
- R13 B 2 inc, 10 sc  
C 9 sc B 11 sc, 4 inc [42]
- R14 B 14 sc C 10 sc B 18 sc [42]
- R15 B 14 sc C 9 sc B 19 sc [42]
- R16 B 15 sc C 9 sc B 18 sc [42]
- R17 B 15 sc C 9 sc B 18 sc [42]
- R18 C (dec, 5 sc) x6 [36]
- R19 (dec, 4 sc) x6 [30]
- R20 (dec, 3 sc) x6 [24]
- R21 (dec, 2 sc) x6 [18]
- R22 (dec, 1 sc) x6 [12]
- R23 6 dec [6]

## 01 FOOT x2

- 01 6 sc
- 02 (1 dc 1 ss) in next 3 st

## 03 MIDDLE HEAD

- chain 3
- R1 2 sc [2] ch1
- R2 inc, 1 sc [3] ch1
- R3 3 sc [3] ch1
- R4 inc, 2 sc [4] ch1  
(1 dc 1 ss) in each 4 st

## 04 WING x2

- R1 6 sc [6]
- R2 6 inc [12]
- R3 12 sc [12]
- R4 12 sc [12]
- R5 12 sc [12]

## 05 FEATHERS x2

- 01 chain 5
- 02 1 ss, 3 sc
- 03 chain 6
- 04 1 ss, 4 sc
- 05 chain 5
- 06 1 ss, 3 sc

## 06 EYE RIM x2

- chain 6

## 07 TAIL

- chain 5
- R1 4 sc [4]  
repeat 2 more x

## 08 BEAK

- R1 4 sc [4]
- R2 (inc, 1 sc) x2 [6]

## 09 EYEBROW x2

- chain 6
- R1 ss, 4 sc [5]

## 10 CHEST

- chain 2
- R1 1 sc  
repeat 2 more x

- ch chain
- ss slip stitch
- sc single crochet
- hdc half double crochet
- dc double crochet
- tc tripple crochet
- inc increase
- dec decrease





## OG BIRB 2

### 01 BODY

- R1 6 sc [6]  
 R2 6 inc [12]  
 R3 (inc, 1 sc) x6 [18]  
 R4 (inc, 2 sc) x6 [24]  
 R5 (inc, 3 sc) x6 [30]  
 R6- 30 sc [30]  
 R10 30 sc [30]  
 B = brown | C = cream  
 R11 B 10 sc C 5 sc B 15 sc [24]  
 R12 B (inc, 4 sc) x2  
     C inc, 4 sc, inc  
     B 4 sc, (inc, 4 sc) x2 [36]  
 R13 B 2 inc, 10 sc  
     C 9 sc B 11 sc, 4 inc [42]  
 R14 B 14 sc C 10 sc B 18 sc [42]  
 R15 B 14 sc C 9 sc B 19 sc [42]  
 R16 B 15 sc C 9 sc B 18 sc [42]  
 R17 B 15 sc C 9 sc B 18 sc [42]  
 R18 C (dec, 5 sc) x6 [36]  
 R19 (dec, 4 sc) x6 [30]  
 R20 (dec, 3 sc) x6 [24]  
 R21 (dec, 2 sc) x6 [18]  
 R22 (dec, 1 sc) x6 [12]  
 R23 6 dec [6]

### 01 FOOT x2

- 01 6 sc  
 02 (1 dc 1 ss) in next 3 st

### 04 WING x2

- R1 6 sc [6]  
 R2 6 inc [12]  
 R3 12 sc [12]  
 R4 12 sc [12]  
 R5 12 sc [12]

### 05 FEATHERS x2

- 01 chain 6  
 02 1 ss, 4 sc  
 03 chain 7  
 04 1 ss, 5 sc  
 05 chain 6  
 06 1 ss, 4 sc

### 06 EYE RIM x2

- chain 6

### 07 TAIL

- chain 6  
 R1 5 sc [5]  
 repeat 3 more x

### 08 BEAK

- R1 4 sc [4]  
 R2 (inc, 1 sc) x2 [6]

### 07 HAIR x6

- chain 23  
 R1 1 sc, 21 hdc [22]  
 4 in yellow, 2 in pink

- ch chain  
 ss slip stitch  
 sc single crochet  
 hdc half double crochet  
 dc double crochet  
 tc tripple crochet  
 inc increase  
 dec decrease





# LUMINOUS MOUSE 1

## 01 BODY

- R1 6 sc [6]
- R2 6 inc [12]
- R3 (inc, 1 sc) x6 [18]
- R4 (inc, 2 sc) x6 [24]
- R5 (inc, 3 sc) x6 [30]
- R6- 30 sc [30]
- R10 30 sc [30]
- R11 (dec, 3 sc) x6 [24]
- R12 (dec, 2 sc) x6 [18]
- R13 (dec, 1 sc) x6 [12]
- R14 12 sc *on outer loop*
- R15 (inc, 1 sc) x6 [18]
- R16 (inc, 2 sc) x6 [24]
- R17 24 sc [24]
- R18 24 sc [24]
- R19 (dec, 2 sc) x6 [18]
- R20 (dec, 1 sc) x6 [12]
- R21 6 dec [6]

## 02 FOOT x2

- R1 5 sc [5]
- R2 5 sc [5]

## 03 HAND x2

- R1 4 sc [4]
- R2 inc, 3 sc [5]

## 04 EAR x2

- B = black | Y = yellow
- R1 B 4 sc [4]
- R2 (inc, 1 sc) x2 [6]
- R3 Y 6 sc [6]
- R4 6 sc [6]
- R5 6 sc [6]
- R6 6 sc [6]

## 05 TAIL

- B = black | Y = yellow
- Y chain 7
- R1 6 sc
- repeat on other side* [12]
- R2 12 sc [12]
- R3 12 sc [12] ch 2
- R4 2 sc *in the first 2 st*  
2 sc *in the last 2 st*  
2 sc *in the 2 chains* [6]
- R5 6 sc
- R6 6 sc
- R7 B 2 sc *in first 2 st*  
2 sc *in last 2 st* [4]
- R8 4 sc

- ch chain
- ss slip stitch
- sc single crochet
- hdc half double crochet
- dc double crochet
- tc tripple crochet
- inc increase
- dec decrease



# LUMINOUS MOUSE 2

## 01 BODY

- R1 6 sc [6]  
 R2 6 inc [12]  
 R3 (inc, 1 sc) x6 [18]  
 R4 (inc, 2 sc) x6 [24]  
 R5 (inc, 3 sc) x6 [30]  
 R6- 30 sc [30]  
 R10 30 sc [30]  
 R11 (dec, 3 sc) x6 [24]  
 R12 (dec, 2 sc) x6 [18]  
 R13 (dec, 1 sc) x6 [12]  
 R14 12 sc on outer loop  
 G = gold | W = white  
 R15 G (inc, 1 sc) x2  
 W (inc, 1 sc), 1 sc  
 G 1 sc in same stitch,  
 1 sc, (inc, 1 sc) x2 [18]  
 R16 G (inc, 2 sc) x2  
 W (inc, 2 sc), inc  
 G 2 sc, (inc, 2 sc) x2 [24]  
 R17 G 8 sc W 7 sc G 9 sc [24]  
 R18 G 9 sc W 5 sc G 10 sc [24]  
 R19 (dec, 2 sc) x6 [18]  
 R20 (dec, 1 sc) x6 [12]  
 R21 6 dec [6]

## 02 FOOT x2

- B = brown | G = gold  
 R1 B 5 sc [5]  
 R2 G 5 sc [5]

## 03 HAND x2

- B = brown | G = gold  
 R1 B 4 sc [4]  
 R2 G inc, 3 sc [5]

## 04 EAR x2

- B = brown | Y = yellow  
 01 Y 8 sc, chain 3  
 02 1 ss, 1 sc  
 03 1 ss in next st  
 04 1 ss in next st  
 chain 5  
 9 sc B following Y curve

## 05 TAIL BOT

- R1 4 sc [4]  
 R2- 4 sc [4]  
 R11 4 sc [4]

## 06 TAIL TOP

- R1 4 sc [4]  
 R2 (inc, 1 sc) x2 [6]  
 R3 (inc, 2 sc) x2 [8]  
 R4 8 sc [8] ch4  
 R5 2 sc in the first 2 st  
 2 sc in the last 2 st  
 4 sc in the 4 chains [8]  
 R6 (dec, 2 sc) x2 [6]  
 R7 (dec, 1 sc) x2 [4]

- ch chain  
 ss slip stitch  
 sc single crochet  
 hdc half double crochet  
 dc double crochet  
 tc tripple crochet  
 inc increase  
 dec decrease





# SCORCHING FOX 1

## 01 HEAD

- R1 6 sc [6]
- R2 6 inc [12]
- R3 (inc, 1 sc) x6 [18]
- R4 (inc, 2 sc) x6 [24]
- R5 (inc, 3 sc) x6 [30]
- R6- 30 sc [30]
- R10 30 sc [30]
- R11 (dec, 3 sc) x6 [24]
- R12 (dec, 2 sc) x6 [18]
- R13 (dec, 1 sc) x6 [12]
- R14 6 dec [6]

## 02 BODY

- O = orange | C = cream  
chain 9
- R1 8 sc
  - repeat on other side [16]*
  - R2 O 2 inc, 4 sc, inc C 2 inc  
O inc, 4 sc, 2 inc [24]
  - R3 O 10 sc C 5 sc O 9 sc [24]
  - R4 O 10 sc C 5 sc O 9 sc [24]
  - R5 O 10 sc C 5 sc O 9 sc [24]
  - R6 O 11 sc C 4 sc O 9 sc [24]
  - R7 (dec, 2 sc) x6 [18]
  - R8 (dec, 1 sc) x6 [12]
  - R9 6 dec [6]

## 03 EAR x2

- R1 4 sc [4]
- R2 (inc, 1 sc) x2 [6]
- R3 (inc, 2 sc) x2 [8]

## 04 NOSE

- R1 6 sc [6]
- R2 (inc, 1 sc, inc) x2 [10]

## 05 FOOT x4

- B = brown | O = orange
- R1 B 5 sc [5]
  - R2 O 5 sc [5]

## 06 BANGS

- R1 6 sc [6]
- R2 (inc, 1 sc) x3 [9]
- R3 (inc, 2 sc) x3 [12]
- R4 (inc, 3 sc) x3 [15]
- R5 (inc, 4 sc) x3 [18]
- R6 18 sc [18]
- R7 (dec, 1 sc) x6 [12]
- R8 6 dec [6]

## 07 HAIR x3

- chain 8
- R1 1 sc, 5 hdc, 1 sc [7]

## 08 TAIL x6

- chain 11
- R1 1 sc, 8 hdc, 1 sc [10]

- ch chain
- ss slip stitch
- sc single crochet
- hdc half double crochet
- dc double crochet
- tc tripple crochet
- inc increase
- dec decrease





# FAIRY DOLL 1

## 01 BODY

- R1 6 sc [6]
- R2 6 inc [12]
- R3 (inc, 1 sc) x6 [18]
- R4 (inc, 2 sc) x6 [24]
- R5 (inc, 3 sc) x6 [30]
- R6- 30 sc [30]
- R14 30 sc [30]
- R15 (dec, 3 sc) x6 [24]
- R16 (dec, 2 sc) x6 [18]
- R17 (dec, 1 sc) x6 [12]
- R18 6 dec [6]

## 02 FOOT x2

- R1 4 sc [4]
- R2 4 inc [8]

## 03 HAND x2

- R1 5 sc [5]
- R2 inc, 4 sc [6]

## 04 TAIL

- R1 7 sc [7]
- R2- 7 sc [7]
- R9 7 sc [7]

## 05 EAR x2

- R1 4 sc [4]
- R2 (inc, 1 sc) x2 [6]
- R3 (inc, 1 sc) x3 [9]
- R4 (inc, 2 sc) x3 [12]
- R5 (inc, 3 sc) x3 [15]

## 06 CURL

- R1 6 sc [6]
- R2 6 sc [6]
- R3 6 sc [6]
- R4 6 sc [6]
- R5 6 sc [6]
- R6 (inc, 2 sc) x2 [8]
- R7 (inc, 3 sc) x2 [10]
- R8 (inc, 4 sc) x2 [12]

- ch chain
- ss slip stitch
- sc single crochet
- hdc half double crochet
- dc double crochet
- tc tripple crochet
- inc increase
- dec decrease





## FAIRY DOLL 2

### 01 BODY

R1 6 sc [6]  
 R2 6 inc [12]  
 R3 (inc, 1 sc) x6 [18]  
 R4 (inc, 2 sc) x6 [24]  
 R5 (inc, 3 sc) x6 [30]  
 R6- 30 sc [30]  
 R15 30 sc [30]  
 R16 (dec, 3 sc) x6 [24]  
 R17 (dec, 2 sc) x6 [18]  
 R18 (dec, 1 sc) x6 [12]  
 R19 6 dec [6]

### 02 FOOT x2

W = white | P = pink  
 R1 W 4 sc [4]  
 R2 P (inc, 1 sc) x2 [6]  
 R3 (inc, 1 sc) x3 [9]

### 03 HAND x2

R1 6 sc [6]  
 R2 inc, 5 sc [7]

### 04 SPIKE x4

R1 3 sc [3]  
 R2 inc, 2 sc [4]

### 05 CURL

R1 6 sc [6]  
 R2- 6 sc [6]  
 R9 6 sc [6]

### 06 TAIL

chain 5  
 R1 4 sc  
*repeat on other side* [8]  
 R2- 8 sc [8]  
 R13 8 sc [8]

### 07 EAR x2

B = brown | P = pink  
 R1 B 4 sc [4]  
 R2 (inc, 1 sc) x2 [6]  
 R3 (inc, 1 sc) x3 [9]  
 R4 (inc, 2 sc) x3 [12]  
 R5 P (inc, 3 sc) x3 [15]

ch chain  
 ss slip stitch  
 sc single crochet  
 hdc half double crochet  
 dc double crochet  
 tc tripple crochet  
 inc increase  
 dec decrease





# FAIRY DOLL 3

## 01 BODY

- R1 6 sc [6]
- R2 6 inc [12]
- R3 (inc, 1 sc) x6 [18]
- R4 (inc, 2 sc) x6 [24]
- R5 (inc, 3 sc) x6 [30]
- R6- 30 sc [30]
- R13 30 sc [30]
- R14 (inc, 14 sc) x2 [32]
- R15 (inc, 15 sc) x2 [34]
- R16 (inc, 16 sc) x2 [36]
- R17 36 sc [36]
- R18 (dec, 4 sc) x6 [30]
- R19 (dec, 3 sc) x6 [24]
- R20 (dec, 2 sc) x6 [18]
- R21 (dec, 1 sc) x6 [12]
- R22 6 dec [6]

## 02 FOOT x2

- M = magenta | P = pink
- R1 M 6 sc [6]
  - R2 P (inc, 1 sc) x2 [8]

## 03 HAND x2

- R1 4 sc [4]
- R2 (inc, 1 sc) x2 [6]
- R3 (inc, 2 sc) x2 [8]

## 04 LEG

- R1 6 sc [6]
- R2 6 inc [12]
- R3 (inc, 3 sc) x3 [15]

## 05 CURL

- R1 6 sc [6]
- R2- 6 sc [6]
- R9 6 sc [6]

## 06 TAIL

- chain 6
- R1 5 sc
- repeat on other side [10]
- R2- 10 sc [10]
- R16 10 sc [10]

## 07 EAR x2

- B = brown | P = pink
- R1 B 4 sc [4]
  - R2 (inc, 1 sc) x2 [6]
  - R3 (inc, 1 sc) x3 [9]
  - R4 (inc, 2 sc) x3 [12]
  - R5 P (inc, 3 sc) x3 [15]

## 07 SPIKE BIG x2

- R1 4 sc [4]
- R2 (inc, 1 sc) x2 [6]
- R3 (inc, 1 sc) x3 [9]
- R4 (inc, 2 sc) x3 [12]
- R5 12 sc [12]

## 08 SPIKE SMALL x4

- R1 3 sc [3]
- R2 inc, 2 sc [4]



- ch chain
- ss slip stitch
- sc single crochet
- hdc half double crochet
- dc double crochet
- tc tripple crochet
- inc increase
- dec decrease

# SCORCHING FOX 2



## 01 HEAD

R1 6 sc [6]  
R2 6 inc [12]  
R3 (inc, 1 sc) x6 [18]  
R4 (inc, 2 sc) x6 [24]  
R5 (inc, 3 sc) x6 [30]  
R6- 30 sc [30]  
R10 30 sc [30]  
R11 (dec, 3 sc) x6 [24]  
R12 (dec, 2 sc) x6 [18]  
R13 (dec, 1 sc) x6 [12]  
R14 6 dec [6]

## 02 BODY

chain 9  
R1 8 sc  
*repeat on other side* [16]  
R2 (2 inc, 4 sc, 2 inc) x2 [24]  
R3 24 sc [24]  
R4 24 sc [24]  
R5 24 sc [24]  
R6 24 sc [24]  
R7 (dec, 2 sc) x6 [18]  
R8 (dec, 1 sc) x6 [12]  
R9 6 dec [6]

## 03 EAR x2

R1 4 sc [4]  
R2 (inc, 1 sc) x2 [6]  
R3 (inc, 2 sc) x2 [8]

## 04 NOSE

R1 6 sc [6]  
R2 (inc, 1 sc, inc) x2 [10]  
R3 10 sc [10]

## 05 FOOT x4

R1 5 sc [5]  
R2 5 sc [5]  
R3 5 sc [5]

## 06 TAIL x9

O = orange | C = cream  
R1 O 4 sc [4]  
R2 (inc, 1 sc) x2 [6]  
R3 C (inc, 2 sc) x2 [8]  
R4 8 sc [8]  
R5 8 sc [8]  
R6 4 dec [4]

ch chain  
ss slip stitch  
sc single crochet  
hdc half double crochet  
dc double crochet  
tc tripple crochet  
inc increase  
dec decrease



# DOUBLE BUBBLE 1

## 01 BODY

R1 6 sc [6]  
R2 6 inc [12]  
R3 (inc, 1 sc) x6 [18]  
R4 (inc, 2 sc) x6 [24]  
R5 (inc, 3 sc) x6 [30]  
R6-30 sc x1 [30]  
R12 30 sc x1 [30]  
R13 (dec, 3 sc) x6 [24]  
R14 (dec, 2 sc) x6 [18]  
R15 (dec, 1 sc) x6 [12]  
R16 6 dec [6]

## 02 CURL

R1 6 sc [6]  
R2 6 sc [6]  
R3 6 sc [6]  
R4 6 sc [6]  
R5 6 sc [6]  
R6 (inc, 2sc) x2 [8]  
R7 8 sc [8]  
R8 (inc, 3 sc) x2 [10]  
R9 10 sc [10]  
R10 5 dec [5]

## 03 FOOT x2

R1 6 sc [6]  
R2 6 sc [6]  
R3 6 sc [6]  
R4 6 sc [6]

## 04 HAND x2

R1 4 sc [4]  
R2 inc, 3 sc [5]

## 05 EAR x2

R1 4 sc [4]  
R2 (inc, 1 sc) x2 [6]  
R3 (inc, 2 sc) x2 [8]

ch chain  
ss slip stitch  
sc single crochet  
hdc half double crochet  
dc double crochet  
tc tripple crochet  
inc increase  
dec decrease





## DOUBLE BUBBLE 2

### 01 BODY

- R1 6 sc [6]
  - R2 6 inc [12]
  - R3 (inc, 1 sc) x6 [18]
  - R4 (inc, 2 sc) x6 [24]
  - R5 (inc, 3 sc) x6 [30]
  - R6- 30 sc x1 [30]
  - R9 30 sc x1 [30]
- P = pink | W = white
- R10 P 12 sc W 6 sc P 12 [30]
  - R11 P 12 sc W 7 sc P 11 [30]
  - R12 P 12 sc W 7 sc P 11 [30]
  - R13 P 12 sc W 8 sc P 10 [30]
  - R14 P inc, 11 sc W 4 sc, inc, 4 sc P 9 sc [32]
  - R15 P inc, 12 sc W 3 sc, inc, 5 sc P 10 sc [34]
  - R16 P inc, 13 sc W 3 sc, inc, 6 sc P 10 sc [36]
  - R17 P 16 sc W 10 sc P 10 [36]
  - R18 P (dec, 4 sc) x2, dec, 2 sc W 2 sc, dec, 4 sc, dec P 4 sc, dec, 4 sc [30]
  - R19 (dec, 3 sc) x6 [24]
  - R20 (dec, 2 sc) x6 [18]
  - R21 (dec, 1 sc) x6 [12]
  - R22 6 dec [6]

### 02 FOOT x2

- R1 6 sc [6]
- R2 6 sc [6]
- R3 6 sc [6]
- R4 6 sc [6]
- R5 6 sc [6]

### 03 HAND x2

- R1 6 sc [6]
- R2 inc, 5 sc [7]

### 04 EAR x2

- R1 4 sc [4]
- R2 (inc, 1 sc) x2 [6]
- R3 (inc, 2 sc) x2 [8]
- R4 8 sc [8]
- R5 8 sc [8]
- R6 (dec, 2 sc) x2 [6]

### 05 CURL

- R1 6 sc [6]
- R2 6 sc [6]
- R3 6 sc [6]
- R4 6 sc [6]
- R5 6 sc [6]
- R6 (inc, 2sc) x2 [8]
- R7 8 sc [8]
- R8 (inc, 3 sc) x2 [10]
- R9 10 sc [10]
- R10 5 dec [5]

- ch chain
- ss slip stitch
- sc single crochet
- hdc half double crochet
- dc double crochet
- tc tripple crochet
- inc increase
- dec decrease



# ANNOYING BAT



## 01 BODY

R1 6 sc [6]  
R2 6 inc [12]  
R3 (inc, 1 sc) x6 [18]  
R4 (inc, 2 sc) x6 [24]  
R5 (inc, 3 sc) x6 [30]  
R6- 30 sc [30]  
R10 30 sc [30]  
R11 (dec, 3 sc) x6 [24]  
R12 (dec, 2 sc) x6 [18]  
R13 (dec, 1 sc) x6 [12]  
R14 12 sc *on outer loop*  
R15 (inc, 1 sc) x6 [18]  
R16 (inc, 2 sc) x6 [24]  
R17 24 sc [24]  
R18 24 sc [24]  
R19 (dec, 2 sc) x6 [18]  
R20 (dec, 1 sc) x6 [12]  
R21 6 dec [6]

## 02 TAIL x2

R1 3 sc [3]  
R2 3 sc [3]  
R3 3 sc [3]  
R4 3 sc [3]  
R5 3 sc [3]

## 03 WING x4

R1 6 sc [6]  
R2 2 sc, 2 inc, 2 sc [8]  
R3 2 inc, 3 sc *in one st*, 2 sc,  
3 sc *in one st*, 2 inc [16]  
R4 extra 6 sc  
*2 in blue, 2 in purple*

## 04 EAR x2

R1 4 sc [4]  
R2 (inc, 1 sc) x2 [6]  
R3 inc, 5 sc [7]  
R4 inc, 6 sc [8]

## 05 MOUTH

R1 8 sc [8]  
R2 (inc, 2 sc, inc) x2 [12]  
R3 extra 2 inc

ch chain  
ss slip stitch  
sc single crochet  
hdc half double crochet  
dc double crochet  
tc tripple crochet  
inc increase  
dec decrease



# RAFFLESIA 1

## 01 BODY

R1 6 sc [6]  
R2 6 inc [12]  
R3 (inc, 1 sc) x6 [18]  
R4 (inc, 2 sc) x6 [24]  
R5 (inc, 3 sc) x6 [30]  
R6- 30 sc [30]  
R12 30 sc [30]  
R13 (dec, 3 sc) x6 [24]  
R14 (dec, 2 sc) x6 [18]  
R15 (dec, 1 sc) x6 [12]  
R16 6 dec [6]


## 02 FOOT x2

R1 5 sc [5]  
R2 5 sc [5]

## 03 LEAF x5

chain 8  
L1 1 ss  
L2 1 sc  
L3 1 hdc  
L4 1 dc  
L5 1 dc  
L6 1 hdc  
L7 1 sc

*reverse order on other side*



ch chain  
ss slip stitch  
sc single crochet  
hdc half double crochet  
dc double crochet  
tc tripple crochet  
inc increase  
dec decrease



# A ROCK

## 01 BODY

- R1 6 sc [6]
- R2 6 inc [12]
- R3 (inc, 1 sc) x6 [18]
- R4 (inc, 2 sc) x6 [24]
- R5- 24 sc [24]
- R16 24 sc [24]

## 02 NOSE

- chain 4
- R1 3 sc
- repeat on other side* [6]
- R2 (inc, 2 sc) x2 [8]

## 03 ROCKS

- R1 6 sc [6]
- R2 6 inc [12]
- R3 (inc, 1 sc) x6 [18]
- R4 (inc, 2 sc) x6 [24]
- R5 24 hdc [24]
- R6 (4 dc BO, 3 hdc) x6 [24]
- R7 *alternate 2-4 dc bobble and hdc's randomly for 24 st*

- ch chain
- ss slip stitch
- sc single crochet
- hdc half double crochet
- dc double crochet
- tc tripple crochet
- inc increase
- dec decrease



# LEEK SPINNER



## 01 BODY

- R1 6 sc [6]  
 R2 6 inc [12]  
 R3 (inc, 1 sc) x6 [18]  
 R4 (inc, 2 sc) x6 [24]  
 R5 (inc, 3 sc) x6 [30]  
 R6- 30 sc [30]  
 R10 30 sc [30]  
**B** = brown | **C** = cream  
 R11 **B** 10 sc **C** 5 sc **B** 15 sc [24]  
 R12 **B** (inc, 4 sc) x2  
     **C** inc, 4 sc, inc  
     **B** 4 sc, (inc, 4 sc) x2 [36]  
 R13 **B** 2 inc, 10 sc  
     **C** 9 sc **B** 11 sc, 4 inc [42]  
 R14 **B** 14 sc **C** 10 sc **B** 18 sc [42]  
 R15 **B** 14 sc **C** 9 sc **B** 19 sc [42]  
 R16 **B** 15 sc **C** 9 sc **B** 18 sc [42]  
 R17 **B** 15 sc **C** 9 sc **B** 18 sc [42]  
 R18 **C** (dec, 5 sc) x6 [36]  
 R19 (dec, 4 sc) x6 [30]  
 R20 (dec, 3 sc) x6 [24]  
 R21 (dec, 2 sc) x6 [18]  
 R22 (dec, 1 sc) x6 [12]  
 R23 6 dec [6]

## 02 FOOT x2

- 01 6 sc  
 02 (1 dc 1 ss) in next 3 st

## 03 WING x2

- R1 6 sc [6]  
 R2 6 inc [12]  
 R3 12 sc [12]  
 R4 12 sc [12]  
 R5 12 sc [12]  
 01 fold  
 02 (1 dc, chain 1, ss in next st) x4

## 04 HAIR

- chain 3  
 R1 2 sc  
 repeat 2 more x

## 05 EYEBROW

- chain 2  
 01 1 ss, 1 sc  
 02 skip 2 st  
 03 1 sc, 1 ss

## 06 BEAK

- chain 4  
 R1 3 sc  
 repeat on other side [6]  
 R2 (inc, 2 sc) x2 [8]  
 R3 (inc, 3 sc) x2 [10]

## 07 TAIL

- R1 6 sc [6]  
 R2 (inc, 1 sc) x3 [9]  
 R3 (inc, 2 sc) x3 [12]  
 R4 (inc, 3 sc) x3 [15]  
 R5 (inc, 4 sc) x3 [18]  
 R6 (inc, 2 sc) x6 [24]

## 08 LEEK

- W** = white | **G1/2** = green1/2  
 R1 **W** 5 sc [5]  
 R2- 5 sc [5]  
 R6 5 sc  
 R7 **G1** 5 sc [5]  
 R8 5 sc [5]  
 R9 **G2** 5 sc [5]  
 R10 5 sc [5]  
 01 fold  
 02 (chain 3, 2 sc ss in next st) x2

- ch** chain  
**ss** slip stitch  
**sc** single crochet  
**hdc** half double crochet  
**dc** double crochet  
**tc** tripple crochet  
**inc** increase  
**dec** decrease





# MANEKI NEKO 1

## 01 BODY

- R1 6 sc [6]
- R2 6 inc [12]
- R3 (inc, 1 sc) x6 [18]
- R4 (inc, 2 sc) x6 [24]
- R5 (inc, 3 sc) x6 [30]
- R6- 30 sc [30]
- R10 30 sc [30]
- R11 (dec, 3 sc) x6 [24]
- R12 (dec, 2 sc) x6 [18]
- R13 (dec, 1 sc) x6 [12]
- R14 12 sc *on outer loop*
- R15 (inc, 1 sc) x6 [18]
- R16 (inc, 2 sc) x6 [24]
- R17 24 sc [24]
- R18 24 sc [24]
- R19 (dec, 2 sc) x6 [18]
- R20 (dec, 1 sc) x6 [12]
- R21 6 dec [6]

## 02 FOOT x2

- B = brown | C = cream
- R1 B 5 sc [5]
- R2 C 5 sc [5]

## 03 HAND x2

- R1 4 sc [4]
- R2 inc, 3 sc [5]

## 04 EAR x2

- R1 4 sc [4]
- R2 (inc, 1 sc) x2 [6]
- R3 (inc, 2 sc) x2 [8]
- R4 (inc, 1 sc) x4 [12]

## 05 TAIL

- B = brown | C = cream
- R1- B 5 sc [5]
- R10 5 sc [5]
- R11 C 5 sc [5]
- R12 5 sc [5]
- R13 5 sc [5]

## 06 COIN

- chain 4
- R1 3 sc
- repeat on other side* [6]

## 07 WHISKER x6

- chain 3

- ch chain
- ss slip stitch
- sc single crochet
- hdc half double crochet
- dc double crochet
- tc tripple crochet
- inc increase
- dec decrease





## MANEKI NEKO 2

### 01 HEAD

R1 6 sc [6]  
 R2 6 inc [12]  
 R3 (inc, 1 sc) x6 [18]  
 R4 (inc, 2 sc) x6 [24]  
 R5 (inc, 3 sc) x6 [30]  
 R6- 30 sc [30]  
 R10 30 sc [30]  
 R11 (dec, 3 sc) x6 [24]  
 R12 (dec, 2 sc) x6 [18]  
 R13 (dec, 1 sc) x6 [12]  
 R14 6 dec [6]

### 02 BODY

chain 9  
 R1 8 sc  
*repeat on other side* [16]  
 R2 (2 inc, 4 sc, 2 inc) x2 [24]  
 R3 24 sc [24]  
 R4 24 sc [24]  
 R5 24 sc [24]  
 R6 24 sc [24]  
 R7 (dec, 2 sc) x6 [18]  
 R8 (dec, 1 sc) x6 [12]  
 R9 6 dec [6]

### 03 FOOT x4

R1 5 sc [5]  
 R2 5 sc [5]  
 R3 5 sc [5]

### 04 EAR x2

R1 6 sc [6]  
 R2 6 inc [12]  
 R3 12 sc [12]  
 R4 dec, 10 sc [11]

### 05 TAIL

R1- 5 sc [5]  
 R12 5 sc [5]

### 06 WHISKER x4

chain 3

ch chain  
 ss slip stitch  
 sc single crochet  
 hdc half double crochet  
 dc double crochet  
 tc tripple crochet  
 inc increase  
 dec decrease



# RAFFLESIA 2



## 01 BODY

R1 6 sc [6]  
R2 6 inc [12]  
R3 (inc, 1 sc) x6 [18]  
R4 (inc, 2 sc) x6 [24]  
R5 (inc, 3 sc) x6 [30]  
R6- 30 sc [30]  
R13 30 sc [30]  
R14 (dec, 3 sc) x6 [24]  
R15 (dec, 2 sc) x6 [18]  
R16 (dec, 1 sc) x6 [12]  
R17 6 dec [6]

## 02 FOOT x2

R1 6 sc [6]  
R2 6 sc [6]  
R3 6 sc [6]  
R4 6 sc [6]  
R5 6 sc [6]

## 03 HAND x2

R1 4 sc [4]  
R2 inc, 3 sc [5]

## 04 FLOWER x4

R1 6 sc [6]  
R2 6 inc [12]  
R3 (inc, 3 sc) x3 [15]  
R4 15 sc [15]  
R5 15 sc [15]  
R6- (dec, 3 sc) x3 [12]  
R13 6 dec [6]

## 05 VINE x4

chain 13  
L1 1 ss  
L2 1 sc  
L3 1 hdc  
L4 1 hdc  
L5 1 dc  
L6 1 dc  
L7 1 dc  
L8 1 tc  
L9 1 tc  
L10 1 tc  
L11 1 dc  
L12 1 hdc

## 06 MIDDLE

R1 10 sc [10]

## 07 MOUTH

chain 12

ch chain  
ss slip stitch  
sc single crochet  
hdc half double crochet  
dc double crochet  
tc tripple crochet  
inc increase  
dec decrease



# RAFFLESIA 3



## 01 BODY

R1 6 sc [6]  
R2 6 inc [12]  
R3 (inc, 1 sc) x6 [18]  
R4 (inc, 2 sc) x6 [24]  
R5 (inc, 3 sc) x6 [30]  
R6 (inc, 4 sc) x6 [36]  
R7 36 sc [36]  
R8 36 sc [36]  
R9 (dec, 16 sc) x2 [34]  
R10 (dec, 15 sc) x2 [32]  
R11 (dec, 14 sc) x2 [30]  
R12 30 sc [30]  
R13 30 sc [30]  
R14 (dec, 3 sc) x6 [24]  
R15 24 sc [24]  
R16 24 sc [24]

## 02 FOOT x2

R1 6 sc [6]  
R2 6 sc [6]  
R3 6 sc [6]  
R4 6 sc [6]  
R5 6 sc [6]

## 03 HAND x2

R1 4 sc [4]  
R2 inc, 3 sc [5]

## 04 FLOWER x5

R1 6 sc [6]  
R2 (inc, 1 sc) X3 [9]  
R3 9 inc [18]  
R4 18 sc [18]  
R5 (dec, 4 sc) x3 [15]  
R6 15 sc [15]  
R7 (dec, 3 sc) x3 [12]  
R8 (dec, 2 sc) x3 [9]  
R9 (dec, 1 sc) x3 [6]

## 05 MIDDLE

B = brown | O = orange  
R1 B 10 sc [10]  
R2 O 10 sc [10]  
R3 10 sc [10] *on outer loop*

ch chain  
ss slip stitch  
sc single crochet  
hdc half double crochet  
dc double crochet  
tc tripple crochet  
inc increase  
dec decrease





# PSYDUCK

## 01 BODY

- R1 6 sc [6]
- R2 6 inc [12]
- R3 (inc, 1 sc) x6 [18]
- R4 (inc, 2 sc) x6 [24]
- R5 (inc, 3 sc) x6 [30]
- R6- 30 sc [30]
- R10 30 sc [30]
- R11 (dec, 3 sc) x6 [24]
- R12 (dec, 2 sc) x6 [18]
- R13 (dec, 1 sc) x6 [12]
- R14 12 sc *on outer loop*
- R15 (inc, 1 sc) x6 [18]
- R16 (inc, 2 sc) x6 [24]
- R17 24 sc [24]
- R18 24 sc [24]
- R19 (dec, 2 sc) x6 [18]
- R20 (dec, 1 sc) x6 [12]
- R21 6 dec [6]

## 02 FOOT x2

- 01 6 sc
- 02 (1 dc 1 ss) *in next 3 st*

## 03 HAIR

- chain 2
- L1 1 sc
- repeat 2 more x*

## 04 BEAK

- chain 5
- R1 4 sc
- repeat on other side* [8]
- R2 (inc, 3 sc) x2 [10]
- R3 10 sc [10]

## 05 TAIL

- R1 4 sc [4]
- R2 (inc, 1 sc) x2 [6]
- R3 inc, 5 sc [7]
- R4 inc, 6 sc [8]

## 06 ARM x2

- R1 4 sc [4]
- R2 4 inc [8]
- R3 8 sc [8]
- R4 8 sc [8]
- R5 8 sc [8]
- R6 (dec, 2 sc) x2 [6]

- ch chain
- ss slip stitch
- sc single crochet
- hdc half double crochet
- dc double crochet
- tc tripple crochet
- inc increase
- dec decrease



# BOXING TADPOLE 1



## 01 BODY

R1 6 sc [6]  
R2 6 inc [12]  
R3 (inc, 1 sc) x6 [18]  
R4 (inc, 2 sc) x6 [24]  
R5 (inc, 3 sc) x6 [30]  
R6- 30 sc [30]  
R12 30 sc [30]  
R13 (dec, 3 sc) x6 [24]  
R14 (dec, 2 sc) x6 [18]  
R15 (dec, 1 sc) x6 [12]  
R16 6 dec [6]

## 02 FOOT x2

R1 5 sc [5]  
R2 5 sc [5]

## 03 NOSE

R1 6 sc [6]  
R2 6 sc [6] *on outside*

## 04 BELLY

R1 6 sc [6]  
R2 6 inc [12]  
R3 (inc, 1 sc) x6 [18]  
R4 extra 4 sc

## 05 TAIL

chain 8  
L1 1 sc  
L2 1 dc  
L3 1 dc  
L4 1 dc  
L5 1 hdc  
L6 1 hdc  
L7 1 hdc  
*reverse on other side*

ch chain  
ss slip stitch  
sc single crochet  
hdc half double crochet  
dc double crochet  
tc tripple crochet  
inc increase  
dec decrease



# BOXING TADPOLE 2

## 01 BODY

R1 6 sc [6]  
R2 6 inc [12]  
R3 (inc, 1 sc) x6 [18]  
R4 (inc, 2 sc) x6 [24]  
R5 (inc, 3 sc) x6 [30]  
R6- 30 sc [30]  
R13 30 sc [30]  
R14 (dec, 3 sc) x6 [24]  
R15 (dec, 2 sc) x6 [18]  
R16 (dec, 1 sc) x6 [12]  
R17 6 dec [6]

## 02 BELLY

R1 6 sc [6]  
R2 6 inc [12]  
R3 (inc, 1 sc) x6 [18]  
R4 (inc, 2sc) x6 [24]

## 03 EYES x2

R1 8 sc [8]  
R2 (inc, 1sc) x4 [12]  
R3 12 sc [12]  
R4 12 sc [12]

## 04 FOOT x2

R1 6 sc [6]  
R2 6 sc [6]  
R3 6 sc [6]  
R4 6 sc [6]  
R5 6 sc [6]

## 05 HAND x2

R1 6 sc [6]  
R2 (inc, 2 sc) x2 [8]  
R3 8 sc [8]  
R4 (dec, 2 sc) x2 [6]

## 06 GLOVES x2

chain 7

ch chain  
ss slip stitch  
sc single crochet  
hdc half double crochet  
dc double crochet  
tc tripple crochet  
inc increase  
dec decrease



# PITCHER PLANT

## 01 HEAD

R1 6 sc [6]  
R2 6 inc [12]  
R3 (inc, 1 sc) x6 [18]  
R4 (inc, 2 sc) x6 [24]  
R5 (inc, 3 sc) x6 [30]  
R6- 30 sc [30]  
R10 30 sc [30]  
R11 (dec, 3 sc) x6 [24]  
R12 24 sc [24]  
R13 (dec, 2 sc) x6 [18]  
R14 (dec, 4 sc) x3 [15]

R14 *outer loop in Pink*  
R15 15 sc [15]  
R16 15 sc [15]  
R17 15 hdc [15]

R14 *inner loop in Black*  
R15 (dec, 3 sc) x3 [12]  
R16 6 dec [6]

## 02 LEAF x2

chain 7  
L1 1 sc  
L2 1 dc  
L3 1 dc  
L4 1 dc  
L5 1 hdc  
L6 1 sc

*reverse order on other side*

## 03 LEGS x2

R1 5 sc [5]  
R2- 5 sc [5]  
R7 5 sc [5]

## 04 FOOT x4

R1 3 sc [3]

## 05 STEM

R1 6 sc [6]  
R2 6 inc [12]  
R3 12 sc [12]  
R4 dec, 10 sc [11]  
R5 dec, 9 sc [10]  
R6 dec, 8 sc [9]  
R7 dec, 7 sc [8]  
R8 8 sc [8]

**ch** chain  
**ss** slip stitch  
**sc** single crochet  
**hdc** half double crochet  
**dc** double crochet  
**tc** tripple crochet  
**inc** increase  
**dec** decrease



# PARTY MAGICIAN 1



## 01 BODY

G = gold | B = brown

- R1 G 6 sc [6]
- R2 6 inc [12]
- R3 (inc, 1 sc) x6 [18]
- R4 (inc, 2 sc) x6 [24]
- R5 (inc, 3 sc) x6 [30]
- R6- 30 sc [30]
- R10 30 sc [30]
- R11 (dec, 3 sc) x6 [24]
- R12 (dec, 2 sc) x6 [18]
- R13 (dec, 1 sc) x6 [12]
- R14 B 12 sc on outer loop
- R15 (inc, 1 sc) x6 [18]
- R16 (inc, 2 sc) x6 [24]
- R17 G 24 sc [24]
- R18 24 sc [24]
- R19 (dec, 2 sc) x6 [18]
- R20 (dec, 1 sc) x6 [12]
- R21 6 dec [6]

## 02 EAR x2

- R1 4 sc [4]
- R2 (inc, 1 sc) x2 [6]
- R3 (inc, 2 sc) x2 [8]

## 03 HAND x2

- R1 6 sc [6]
- R2 6 sc [6]
- R3 6 sc [6]
- R4 6 sc [6]
- R5 6 sc [6]

## 04 SHOULDER x2

- chain 6
- R1 5 hdc [5]

## 05 KNEE x2

- R1 5 sc [5]
- R2 5 inc [10]

## 06 FOOT

- 01 5 sc
- 02 ch 2  
ss in hole
- 03 ch 2  
ss in next st
- 04 1 ss

## 07 NOSE

- R1 6 sc [6]
- R2 6 inc [12]

## 08 TAIL

- R1 4 sc [4]
- R2 (inc, 1 sc) x2 [6]
- R3 inc, 5 sc [7]
- R4 inc, 6 sc [8]
- R5 inc, 7 sc [9]

ch chain  
ss slip stitch  
sc single crochet  
hdc half double crochet  
dc double crochet  
tc tripple crochet  
inc increase  
dec decrease





## PARTY MAGICIAN 2

### 01 BODY

G = gold | B = brown

- R1 G 6 sc [6]
- R2 6 inc [12]
- R3 (inc, 1 sc) x6 [18]
- R4 (inc, 2 sc) x6 [24]
- R5 (inc, 3 sc) x6 [30]
- R6- 30 sc [30]
- R10 30 sc [30]
- R11 (dec, 3 sc) x6 [24]
- R12 (dec, 2 sc) x6 [18]
- R13 (dec, 1 sc) x6 [12]
- R14 B 12 sc on outer loop
- R15 (inc, 1 sc) x6 [18]
- R16 (inc, 2 sc) x6 [24]
- R17 G 24 sc [24]
- R18 24 sc [24]
- R19 (dec, 2 sc) x6 [18]
- R20 (dec, 1 sc) x6 [12]
- R21 6 dec [6]

### 02 WHISKER x2

- chain 5
- R1 4 hdc [4]

### 03 EAR x2, NOSE

- R1 4 sc [4]
- R2 (inc, 1 sc) x2 [6]
- R3 (inc, 2 sc) x2 [8]
- R4 (inc, 1 sc) x4 [12]

### 04 SPOON

- chain 3
- L1 1 sc
- L2 1 sc, 1 ss
- chain 4

### 05 SIDE X2

- R1 6 sc [6]
- R2 6 inc [12]
- R3 (inc, 1 sc) x6 [18]

### 06 SHOULDER x2

- chain 6
- R1 5 hdc [5]

### 07 HAND x2

- R1 5 sc [5]
- R2 5 sc [5]
- R3 5 sc [5]
- R4 5 sc [5]
- R5 5 sc [5]

### 08 FOOT x2

- R1 5 sc [5]
- R2 5 sc [5]
- R3 5 sc [5]
- 01 fold
- 02 (2 ch, ss) x2

### 09 TAIL

G = gold | B = brown

- R1 G 6 sc [6]
- R2 (inc, 1 sc) x3 [9]
- R3 (inc, 2 sc) x3 [12]
- R4 (inc, 3 sc) x3 [15]
- R5- 15 sc [15]
- R8 15 sc [15]
- R9 (inc, 4 sc) x3 [18]
- R10 18 sc [18]
- R11 18 sc [18]
- R12 B 18 sc [18]
- R13 18 sc [18]
- R14 G (dec, 1 sc) x6 [12]
- R15 6 dec [6]

### 10 KNEE x2

- R1 5 sc [5]
- R2 5 inc [10]

- ch chain
- ss slip stitch
- sc single crochet
- hdc half double crochet
- dc double crochet
- tc tripple crochet
- inc increase
- dec decrease





# PARTY MAGICIAN 3

## 01 BODY

G = gold | B = brown  
 R1 G 6 sc [6]  
 R2 6 inc [12]  
 R3 (inc, 1 sc) x6 [18]  
 R4 (inc, 2 sc) x6 [24]  
 R5 (inc, 3 sc) x6 [30]  
 R6- 30 sc [30]  
 R10 30 sc [30]  
 R11 (dec, 3 sc) x6 [24]  
 R12 (dec, 2 sc) x6 [18]  
 R13 (dec, 1 sc) x6 [12]  
 R14 B 12 sc on outer loop  
 R15 (inc, 1 sc) x6 [18]  
 R16 (inc, 2 sc) x6 [24]  
 R17 G 24 sc [24]  
 R18 24 sc [24]  
 R19 (dec, 2 sc) x6 [18]  
 R20 (dec, 1 sc) x6 [12]  
 R21 6 dec [6]

## 02 WHISKER x2

chain 7  
 R1 1 hdc, 5 sc [6]

## 03 NOSE

R1 4 sc [4]  
 R2 (inc, 1 sc) x2 [6]  
 R3 (inc, 2 sc) x2 [8]  
 R4 (inc, 1 sc) x4 [12]

## 04 EAR x2

R1 4 sc [4]  
 R2 (inc, 1 sc) x2 [6]  
 R3 (inc, 2 sc) x2 [8]  
 R4 (inc, 3 sc) x2 [10]  
 R5 (inc, 4 sc) x2 [12]

## 05 SIDE x2

R1 6 sc [6]  
 R2 6 inc [12]  
 R3 (inc, 3 sc) x3 [15]

## 06 SHOULDER x2

chain 6  
 R1 5 hdc [5]

## 07 HAND x2

R1 5 sc [5]  
 R2 5 sc [5]  
 R3 5 sc [5]  
 R4 5 sc [5]  
 R5 5 sc [5]

## 08 SPOON x2

chain 3  
 L1 1 sc  
 L2 1 sc, 1 ss  
 chain 4

## 09 KNEECAP

R1 3 sc

## 10 KNEE x2

R1 5 sc [5]  
 R2 5 inc [10]

## 11 FOOT x2

R1 5 sc [5]  
 R2 5 sc [5]  
 R3 5 sc [5]  
 01 fold  
 02 (1 sc, ss) x2

ch chain  
 ss slip stitch  
 sc single crochet  
 hdc half double crochet  
 dc double crochet  
 tc tripple crochet  
 inc increase  
 dec decrease



# LAZY SALAMANDER



## 01 BODY

R1 6 sc [6]  
R2 6 inc [12]  
R3 (inc, 1 sc) x6 [18]  
R4 (inc, 2 sc) x6 [24]  
R5 (inc, 3 sc) x6 [30]  
R6- 30 sc [30]  
R10 30 sc [30]  
R11 (dec, 3 sc) x6 [24]  
R12 (dec, 2 sc) x6 [18]  
R13 (dec, 1 sc) x6 [12]  
R14 12 sc *on outer loop*  
R15 (inc, 1 sc) x6 [18]  
R16 (inc, 2 sc) x6 [24]  
R17 24 sc [24]  
R18 24 sc [24]  
R19 (dec, 2 sc) x6 [18]  
R20 (dec, 1 sc) x6 [12]  
R21 6 dec [6]

## 02 FOOT x2

W = white | P = pink  
R1 W 5 sc [5]  
R2 P 5 sc [5]

## 03 HAND x2

W = brown | P = gold  
R1 W 4 sc [4]  
R2 P inc, 3 sc [5]

## 04 TAIL

W = white | P = pink  
R1 W 4 sc [4]  
R2 (inc, 1 sc) x2 [6]  
R3 P inc, 5 sc [7]  
R4 inc, 6 sc [8]

## 05 NOSE

R1 8 sc [8]  
R2 (inc, 1 sc) x4 [12]

## 06 EARS x2

chain 8  
L1 1 sc, 6 hdc [7]

ch chain  
ss slip stitch  
sc single crochet  
hdc half double crochet  
dc double crochet  
tc tripple crochet  
inc increase  
dec decrease



# SEA DOGGO



## 01 HEAD

R1 6 sc [6]  
R2 6 inc [12]  
R3 (inc, 1 sc) x6 [18]  
R4 (inc, 2 sc) x6 [24]  
R5 (inc, 3 sc) x6 [30]  
R6- 30 sc [30]  
R10 30 sc [30]  
R11 (dec, 3 sc) x6 [24]  
R12 (dec, 2 sc) x6 [18]  
R13 (dec, 1 sc) x6 [12]  
R14 6 dec [6]

## 02 BODY

R1 6 sc [6]  
R2 6 inc [12]  
R3 (inc, 1 sc) x6 [18]  
R4 18 sc [18]  
R5 18 sc [18]  
R6 18 sc [18]  
R7 18 sc [18]  
R8 (dec, 4 sc) x3 [15]

## 03 HORN

R1 4 sc [4]  
R2 inc, 3 sc [5]

## 04 MOUTH

chain 8  
R1 7 sc  
repeat on other side [14]

## 05 TONGUE

R1 5 sc [5]

## 06 TAIL

R1 6 sc [6]  
R2 (inc, 1 sc) x3 [9]  
R3 (inc, 2 sc) x3 [12]  
R4 (inc, 1 sc) x6 [18]  
R5 18 sc [18]  
R6 (inc, 8 sc) x2 [20]

## 07 FRONT FIN x2

chain 5  
R1 4 sc  
repeat on other side [8]  
R2 8 sc [8]  
R3 8 sc [8]  
R4 (dec, 2 sc) x2 [6]  
R5 6 sc [6]

## 08 TAIL FIN x2

R1 4 sc [4]  
R2 (inc, 1 sc) x2 [6]  
R3 6 sc [6]  
R4 (dec, 1 sc) x2 [4]

ch chain  
ss slip stitch  
sc single crochet  
hdc half double crochet  
dc double crochet  
tc tripple crochet  
inc increase  
dec decrease



# SPOOKY GHOST 1



## 01 BODY

R1 6 sc [6]  
R2 6 inc [12]  
R3 (inc, 1 sc) x6 [18]  
R4 (inc, 2 sc) x6 [24]  
R5 (inc, 3 sc) x6 [30]  
R6- 30 sc [30]  
R9 30 sc [30]  
R10 (inc, 4 sc) x6 [36]  
R11 36 sc [36]  
R12 36 sc [36]  
R13 36 sc [36]  
R15 (dec, 4 sc) x6 [30]  
R16 (dec, 3 sc) x6 [24]  
R17 (dec, 2 sc) x6 [18]  
R18 (dec, 1 sc) x6 [12]  
R19 6 dec [6]

## 02 HAND x2

R1 6 sc [6]  
R2 (inc, 1 sc) x3 [9]  
R3 9 sc [9]  
R4 (dec, 1 sc) x3 [6]

## 03 CLAW x2

chain 4  
R1 1 ss 2 sc  
*repeat 2 more x*

## 04 EAR x2

R1 4 sc [4]  
R2 (inc, 1 sc) x2 [6]  
R3 (inc, 1 sc) x3 [9]  
R4 (inc, 2 sc) x3 [12]  
R5 (inc, 3 sc) x3 [15]  
R6 (inc, 4 sc) x3 [18]

## 05 SPIKE ONE X2

R1 4 sc [4]  
R2 (inc, 1 sc) x2 [6]  
R3 (inc, 1 sc) x3 [9]

## 06 SPIKE TWO X2

R1 3 sc [3]  
R2 3 inc [6]

## 07 TAIL

R1 4 sc [4]  
R2 (inc, 1 sc) x2 [6]  
R3 (inc, 1 sc) x3 [9]  
R4 (inc, 2 sc) x3 [12]  
R5 12 sc [12]

ch chain  
ss slip stitch  
sc single crochet  
hdc half double crochet  
dc double crochet  
tc tripple crochet  
inc increase  
dec decrease



# SPOOKY GHOST 2



## 01 BODY

R1 6 sc [6]  
R2 6 inc [12]  
R3 (inc, 1 sc) x6 [18]  
R4 (inc, 2 sc) x6 [24]  
R5 (inc, 3 sc) x6 [30]  
R6- 30 sc [30]  
R13 30 sc [30]  
R14 (inc, 14 sc) x2 [32]  
R15 (inc, 15 sc) x2 [34]  
R16 (inc, 16 sc) x2 [36]  
R17 36 sc [36]  
R18 (dec, 4 sc) x6 [30]  
R19 (dec, 3 sc) x6 [24]  
R20 (dec, 2 sc) x6 [18]  
R21 (dec, 1 sc) x6 [12]  
R22 6 dec [6]

## 02 LEG

R1 6 sc [6]  
R2 6 inc [12]  
R3 (inc, 3 sc) x3 [15]

## 03 FOOT x2

01 6 sc  
02 (1 dc 1 ss) *in next 3 st*

## 04 EAR x2

R1 4 sc [4]  
R2 (inc, 1 sc) x2 [6]  
R3 (inc, 1 sc) x3 [9]  
R4 (inc, 2 sc) x3 [12]  
R5 (inc, 3 sc) x3 [15]

## 05 HAND x2

R1 4 sc [4]  
R2 (inc, 1 sc) x2 [6]  
R3 (inc, 1 sc) x3 [9]  
R4 (inc, 2 sc) x3 [12]

## 06 TAIL

R1 4 sc [4]  
R2 (inc, 1 sc) x2 [6]  
R3 (inc, 1 sc) x3 [9]  
R4 (inc, 2 sc) x3 [12]  
R5 12 sc [12]

## 07 SPIKE ONE x3

chain 2  
R1 1 sc  
*repeat 2 more x*

## 08 SPIKE TWO x3

R1 3 sc [3]  
R2 inc, 2 sc [4]

ch chain  
ss slip stitch  
sc single crochet  
hdc half double crochet  
dc double crochet  
tc tripple crochet  
inc increase  
dec decrease



# BOVINE CRANIUM



## 01 BODY

W = gold | B = brown  
C = cream

- R1 W 6 sc [6]
- R2 6 inc [12]
- R3 (inc, 1 sc) x6 [18]
- R4 (inc, 2 sc) x6 [24]
- R5 (inc, 3 sc) x6 [30]
- R6-30 sc [30]
- R10 30 sc [30]
- R11 (dec, 3 sc) x6 [24]
- R12 (dec, 2 sc) x6 [18]
- R13 (dec, 1 sc) x6 [12]
- R14 *on outer loop*  
B 4 sc C 4 sc B 4 sc
- R15 B (inc, 1 sc) x2  
C (inc, 1 sc) x2  
B (inc, 1 sc) x2 [18]
- R16 B (inc, 2 sc) x2  
C (inc, 2 sc) x2  
B (inc, 2 sc) x2 [24]
- R17 B 9 sc C 7 sc B 8 sc [24]
- R18 B 10 sc C 6 sc B 8 sc [24]
- R19 B (dec, 2 sc) x2, dec  
C 2 sc, dec, 2 sc  
B (dec, 2 sc) x2 [18]
- R20 (dec, 1 sc) x6 [12]
- R21 6 dec [6]

## 02 HAND x2

- R1 4 sc [4]
- R2 inc, 3 sc [5]

## 03 FOOT x2

B = brown | G = gold  
R1 B 5 sc [5]  
R2 G 5 sc [5]

## 04 EYE x2

B = brown | W = white  
R1 B 6 sc [6]  
R2 6 inc [12]  
R3 W (inc, 3 sc) x3 [15]

## 05 HEAD SPIKE X2

- R1 3 sc [3]
- R2 inc, 2 sc [4]

## 06 NOSE

- R1 6 sc [6]
- R2 (inc, 1 sc, inc) x2 [10]
- R3 10 sc [10]

## 07 TAIL

- R1 4 sc [4]
- R2 (inc, 1 sc) x2 [6]
- R3 inc, 5 sc [7]
- R4 inc, 6 sc [8]

## 08 BACK SPIKE

- chain 2
- R1 1 sc
- repeat 1 more x*

## 09 HORN x2

- R1 4 sc [4]
- R2 (inc, 1 sc) x2 [6]
- R3 inc, 5 sc [7]
- R4 inc, 6 sc [8]

## 10 BONE ONE

- R1 4 sc [4]

## 11 BONE TWO

- R1 3 sc [4]

## 12 BONE STEM

- R1 3 sc [3]
- R2 3 sc [3]
- R3 3 sc [3]

ch chain  
ss slip stitch  
sc single crochet  
hdc half double crochet  
dc double crochet  
tc tripple crochet  
inc increase  
dec decrease





# LICKY LIZARD

## 01 BODY

- R1 6 sc [6]
- R2 6 inc [12]
- R3 (inc, 1 sc) x6 [18]
- R4 (inc, 2 sc) x6 [24]
- R5 (inc, 3 sc) x6 [30]
- R6- 30 sc [30]
- R9 30 sc [30]
- R10 10 sc, ch 10, 10 sc [30]
- R11 (dec, 3 sc) x6 [24]
- R12 (dec, 2 sc) x6 [18]
- R13 18 sc *on outer loop*
- R14 (inc, 2 sc) x6 [24]
- R15 24 sc [24]
- R16 24 sc [24]
- R17 24 sc [24]
- R18 24 sc [24]
- R19 (dec, 2 sc) x6 [18]
- R20 (dec, 1 sc) x6 [12]
- R21 6 dec [6]

## 02 CREAM TOP

- chain 10
- L1 1 ss
- L2- 1 sc
- L8 1 sc
- L9 1 s

## 03 CREAM BOTTOM

- chain 9

## 04 LEG x2

- R1 6 sc [6]
- R2 (inc, 1 sc, inc) x2 [10]
- R3 10 sc [10]

## 05 TOE x2

- chain 2
- L1 1 sc

## 06 HAND x2

- R1 6 sc [6]
- R2 (inc, 2 sc) x2 [8]
- R3 8 c [8]
- R4 (dec, 2 sc) x2 [6]

## 07 MOUTH

- R1 6 sc [6]
- R2 6 inc [12]
- R3 (inc, 1 sc) x6 [18]

## 08 TONGUE

- R1 6 sc [6]
- R2 (inc, 1 sc, inc) x2 [10]
- R3 (inc, 4 sc) x2 [12]
- R4- 12 sc [12]
- R9 12 sc [12]

## 09 TAIL

- R1 6 sc [6]
- R2 (inc, 1 sc) x3 [9]
- R3 (inc, 2 sc) x3 [12]
- R4 (inc, 3 sc) x3 [15]
- R5- 15 sc [15]
- R8 15 sc [15]
- R9 (inc, 4 sc) x3 [18]
- R10- 18 sc [18]
- R13 18 sc [18]
- R14 (dec, 1 sc) x6 [12]
- R15 6 dec [6]

- ch chain
- ss slip stitch
- sc single crochet
- hdc half double crochet
- dc double crochet
- tc tripple crochet
- inc increase
- dec decrease



# NURSE AIDE



## 01 BODY

R1 6 sc [6]  
R2 6 inc [12]  
R3 (inc, 1 sc) x6 [18]  
R4 (inc, 2 sc) x6 [24]  
R5 (inc, 3 sc) x6 [30]  
R6- (30 sc) x1 [30]  
R16 (30 sc) x1 [30]  
R17 (dec, 3 sc) x6 [24]  
R18 (dec, 2 sc) x6 [18]  
R19 (dec, 1 sc) x6 [12]  
R20 6 dec [6]

## 02 FEET x2

R1 6 sc [6]  
R2 6 sc [6]  
R3 6 sc [6]  
R4 6 sc [6]

## 03 HAND x2

R1 4 sc [4]  
R2 inc, 3 sc [5]

## 04 HAIR x6

M = magenta | P = pink  
R1 6 sc [6]  
R2 (inc, 2 sc) x2 [8]  
R3 8 sc [8]  
R4 P (dec, 2 sc) x2 [6]

## 05 TAIL

R1 4 sc [4]  
R2 (inc, 1 sc) x2 [6]  
R3 inc, 5 sc [7]  
R4 inc, 6 sc [8]

## 06 POUCH

chain 5  
R1 4 sc [4] ch1  
R2 inc, 2 sc, inc [6] ch1  
R3 (inc, 1 sc) x3 [9] ch1  
R4 (inc, 2 sc) x3 [12] ch1  
R5 12 sc [12] ch1  
R6 12 sc [12]

## 07 EGG

R1 6 sc [6]  
R2 (inc, 1 sc) x3 [9]  
R3 (inc, 2 sc) x3 [12]  
R4 12 sc [12]  
R5 12 sc [12]  
R6 12 sc [12]  
R7 6 dec [6]

ch chain  
ss slip stitch  
sc single crochet  
hdc half double crochet  
dc double crochet  
tc tripple crochet  
inc increase  
dec decrease



# CUTE SEAHORSE



## 01 BODY

B = blue | Y = yellow

- R1 6 sc [6]
- R2 6 inc [12]
- R3 (inc, 1 sc) x6 [18]
- R4 (inc, 2 sc) x6 [24]
- R5 (inc, 3 sc) x6 [30]
- R6- 30 sc [30]
- R10 30 sc [30]
- R11 (dec, 3 sc) x6 [24]
- R12 (dec, 2 sc) x6 [18]
- R13 (dec, 1 sc) x6 [12]
- R14 *on outer loop*  
B 4 sc Y 4 sc B 4 sc
- R15 B (inc, 1 sc) x2  
Y (inc, 1 sc) x2  
B (inc, 1 sc) x2 [18]
- R16 B (inc, 2 sc) x2  
Y (inc, 2 sc) x2  
B (inc, 2 sc) x2 [24]
- R17 B 9 sc Y 7 sc B 8 sc [24]
- R18 B 10 sc Y 6 sc B 8 sc [24]
- R19 B (dec, 2 sc) x2, dec  
Y 2 sc, dec, 2 sc  
B (dec, 2 sc) x2 [18]
- R20 (dec, 1 sc) x6 [12]
- R21 6 dec [6]

## 02 MOUTH

chain 8

- R1 8 sc [8]
- R2 8 hdc [8]
- R3 8 hdc [8]

## 03 SPIKE x6

- R1 3 sc [3]
- R2 inc, 2 sc [4]

## 04 FIN

- R1 6 sc [4]
- R2 3 inc

## 05 TAIL

- R1 6 sc [6]
- R2- 6 sc [6]
- R11 6 sc [6]
- R4 (inc, 2 sc) x2 [8]
- R5 (inc, 1 sc) x4 [12]
- R6 (inc, 3 sc) x3 [15]

ch chain  
 ss slip stitch  
 sc single crochet  
 hdc half double crochet  
 dc double crochet  
 tc tripple crochet  
 inc increase  
 dec decrease



# SHOOTING STARFISH

## 01 BODY

R1 6 sc [6]  
R2 6 inc [12]  
R3 (inc, 1 sc) x6 [18]  
R4 (inc, 2 sc) x6 [24]  
R5 (inc, 3 sc) x6 [30]  
R6- (30 sc) x1 [30]  
R9 (30 sc) x1 [30]  
R10 (dec, 3 sc) x6 [24]  
R11 (dec, 2 sc) x6 [18]  
R12 (dec, 1 sc) x6 [12]  
R13 6 dec [6]

## 02 ARMS x5

R1 6 sc [6]  
R2 (inc, 1 sc) x3 [9]  
R3 (inc, 2 sc) x3 [12]  
R4 (inc, 3 sc) x3 [15]  
R5 (inc, 4 sc) x3 [18]  
R6 18 sc [18]

## 03 LOOP

chain 19  
R1 18 sc [18]

## 04 RED CIRCLE

R = red | Y = yellow  
R1 R 6 sc [6]  
R2 6 inc [12]  
R3 Y 12 sc [12]  
R4 12 sc on outer loop

## 05 YELLOW CIRCLE

R1 6 sc [6]  
R2 6 inc [12]  
R3 (inc, 1 sc) x6 [18]  
R4 (inc, 2 sc) x6 [24]

## 06 RIDGE x6

chain 3

ch chain  
ss slip stitch  
sc single crochet  
hdc half double crochet  
dc double crochet  
tc tripple crochet  
inc increase  
dec decrease



# PETSTORE GOLDFISH

## 01 BODY

R1 6 sc [6]  
R2 6 inc [12]  
R3 (inc, 1 sc) x6 [18]  
R4 (inc, 2 sc) x6 [24]  
R5- 24 sc [24]  
R15 24 sc [24]  
R16 (dec, 2 sc) x6 [18]  
R17 (dec, 1 sc) x6 [12]  
R18 6 dec [6]

## 02 TAIL

W = white | O = orange  
W chain 4  
R1 3 sc [3] ch1  
R2 2 sc [2] ch1  
R3 2 sc [2] ch1  
R4 2 sc [2] ch2  
R5 3 sc [3]  
*fasten off and leave tail*  
12 sc O following W curve

## 03 FIN x2

W = white | O = orange  
W chain 5  
R1 4 sc [4] ch1  
R2 3 sc [3] ch1  
R3 3 sc [3]  
*fasten off and leave tail*  
6 sc O following W curve

## 04 MOUTH

B = black | P = pink  
R1 B 6 sc [6]  
R2 P (inc, 2 sc) x2 [8]  
R3 12 sc *on outer loop*

## 05 EYE x2

R1 7 sc [7]

## 06 WHISKER x2

chain 11

## 07 BODY WRAP

chain 38

## 08 TOP SPIKE

R1 4 sc [4]  
R2 (inc, 1 sc) x2 [6]  
R3 inc, 5 sc [7]  
R4 inc, 6 sc [8]


## 09 BOTTOM SPIKE x2

R1 3 sc [3]  
R2 inc, 2 sc [4]  
R3 4 sc [4]

## 10 SMALL SPIKE x4

R1 3 sc [3]  
R2 inc, 2 sc [4]

ch chain  
ss slip stitch  
sc single crochet  
hdc half double crochet  
dc double crochet  
tc tripple crochet  
inc increase  
dec decrease



# LOCH NESS MONSTER



## 01 HEAD

B = blue | C = cream

- R1 B 6 sc [6]  
R2 6 inc [12]  
R3 (inc, 1 sc) x6 [18]  
R4 (inc, 2 sc) x6 [24]  
R5 (inc, 3 sc) x6 [30]  
R6- (30 sc) x1 [30]  
R8 (30 sc) x1 [30]  
R9 B 11 sc W 8 sc B 11 sc [30]  
R10 B 12 sc W 7 sc B 11 sc [30]  
R11 B (dec, 3 sc) x2, dec  
C 3 sc, dec, 2 sc  
B 1 sc, (dec, 3 sc) x2 [24]  
R12 B (dec, 2 sc) x2, dec  
C 2 sc, dec, 1 sc  
B 1 sc, (dec, 2 sc) x2 [18]  
R13 B (dec, 1 sc) x2, dec  
C 1 sc, dec  
B 1 sc, (dec, 1 sc) x2 [12]  
R14 B 5 inc W 2 inc, 1 sc  
B 1 sc, 4 inc [24]

## 02 HORN

- R1 4 sc [4]  
R2 inc, 3 sc [5]

## 03 SPIKE X6

- R1 3 sc [3]  
1 sc in next st

## 04 SHELL x1

- R1 6 sc [6]  
R2 6 inc [12]  
R3 (inc, 1 sc) x6 [18]  
R4 (inc, 8 sc) x2 [20]

## 05 EAR x2

- chain 4  
R1 3 sc  
*repeat on other side* [6]  
R2- 6 sc [6]  
R8 6 sc [6]

## 06 FRONT FIN x2

- R1 4 sc [4]  
R2 4 inc [8]  
R3 (inc, 3 sc) x2 [10]  
R4 (inc, 4 sc) x2 [12]  
R5 (dec, 4 sc) x2 [10]

## 07 BACK FIN x2

- R1 4 sc [4]  
R2 4 inc [8]  
R3 8 sc [8]  
R4 (dec, 2 sc) x2 [6]

## 08 BODY

B = blue | C = cream

- R1 B 4 sc [4]  
R2 (inc, 1 sc) x2 [6]  
R3 (inc, 1 sc) x3 [9]  
R4 (inc, 2 sc) x3 [12]  
R5 (inc, 3 sc) x3 [15]  
R6 15 sc [15]  
R7 (inc, 4 sc) x3 [18]  
R8 (inc, 2 sc) x6 [24]  
R9- 24 sc [24]  
R14 24 sc [24]  
R15 C 24 sc [24]  
R16 (dec, 2 sc) x6 [18]  
R17 (dec, 1 sc) x6 [12]  
R18 6 dec [6]

ch chain  
ss slip stitch  
sc single crochet  
hdc half double crochet  
dc double crochet  
tc tripple crochet  
inc increase  
dec decrease





# BABY BUN

## 01 BODY

- R1 6 sc [6]
- R2 6 inc [12]
- R3 (inc, 1 sc) x6 [18]
- R4 (inc, 2 sc) x6 [24]
- R5 (inc, 3 sc) x6 [30]
- R6- 30 sc [30]
- R10 30 sc [30]
- R11 (dec, 3 sc) x6 [24]
- R12 (dec, 2 sc) x6 [18]
- R13 (dec, 1 sc) x6 [12]
- R14 12 sc *on outer loop*
- R15 (inc, 1 sc) x6 [18]
- R16 (inc, 2 sc) x6 [24]
- R17 24 sc [24]
- R18 24 sc [24]
- R19 (dec, 2 sc) x6 [18]
- R20 (dec, 1 sc) x6 [12]
- R21 6 dec [6]

## 02 FOOT x2

- R1 5 sc [5]
- R2 5 sc [5]

## 03 HAND x2

- R1 4 sc [4]
- R2 inc, 3 sc [5]

## 04 EAR x2

- R1 4 sc [4]
- R2 inc, 3 sc [5]
- R3 inc, 4 sc [6]
- R4 inc, 5 sc [7]
- R5 inc, 6 sc [8]
- R6 dec, 6 sc [7]

## 05 TAIL

- B = brown | C = cream
- R1 C 3 sc [3]
  - R2 3 inc [6]
  - R3 (inc, 1 sc) x3 [9]
  - R4 B (inc, 2 sc) x3 [12]
  - R5 (inc, 1 sc) x6 [18]
  - R6 18 sc [18]
  - R7 (dec, 1 sc) x6 [12]
  - R8 (dec, 2 sc) x3 [9]

- ch chain
- ss slip stitch
- sc single crochet
- hdc half double crochet
- dc double crochet
- tc tripple crochet
- inc increase
- dec decrease





# ELEMENTAL BUN 1

## 01 BODY

B1 = blue1 | B2 = blue2  
 R1 B1 6 sc [6]  
 R2 6 inc [12]  
 R3 (inc, 1 sc) x6 [18]  
 R4 (inc, 2 sc) x6 [24]  
 R5 (inc, 3 sc) x6 [30]  
 R6 30 sc [30]  
 R7 B1 12 sc B2 3 sc B1 15 sc  
 R8 B1 13 sc B2 1 sc B1 16 sc  
 R9 B2 30 sc [30]  
 R10 30 sc [30]  
 R11 (dec, 3 sc) x6 [24]  
 R12 (dec, 2 sc) x6 [18]  
 R13 (dec, 1 sc) x6 [12]  
 R14 12 sc on outer loop  
 R15 (inc, 1 sc) x6 [18]  
 R16 (inc, 2 sc) x6 [24]  
 R17 24 sc [24]  
 R18 24 sc [24]  
 R19 (dec, 2 sc) x6 [18]  
 R20 (dec, 1 sc) x6 [12]  
 R21 6 dec [6]

## 02 FOOT x2

R1 5 sc [5]  
 R2 5 sc [5]

## 03 HAND x2

R1 4 sc [4]  
 R2 inc, 3 sc [5]

## 04 TAIL

R1 4 sc [4]  
 R2 inc, 3 sc [5]  
 R3 inc, 4 sc [6]  
 R4 inc, 5 sc [7]  
 R5 inc, 6 sc [8]

## 05 TAIL FIN x2

R1 4 sc [4]  
 R2 (inc, 1sc) x2 [6]  
 R3 6 sc [6]  
 R4 (dec, 1 sc) x2 [4]

## 06 TAIL SPIKES

chain 2  
 L1 1 sc  
 repeat x2

## 07 COLLAR

chain 24  
 L1 1 ss  
 L2 1 sc 1 dc 1 sc  
 L3 1 ss  
 repeat x8

## 08 EAR x2

B = blue | Y = yellow  
 Y chain 3  
 R1 2 sc [2] ch1  
 R2 2 sc [2]  
 fasten off and leave tail  
 R3 B 2 sc [2] ch1

## 09 EAR MIDDLE

B = blue | Y = yellow  
 Y chain 4  
 R1 3 sc [3]  
 R2 2 sc [2]  
 fasten off and leave tail  
 5 sc B following Y curve

ch chain  
 ss slip stitch  
 sc single crochet  
 hdc half double crochet  
 dc double crochet  
 tc tripple crochet  
 inc increase  
 dec decrease



# ELEMENTAL BUN 2

## 01 BODY

R1 6 sc [6]  
R2 6 inc [12]  
R3 (inc, 1 sc) x6 [18]  
R4 (inc, 2 sc) x6 [24]  
R5 (inc, 3 sc) x6 [30]  
R6- 30 sc [30]  
R10 30 sc [30]  
R11 (dec, 3 sc) x6 [24]  
R12 (dec, 2 sc) x6 [18]  
R13 (dec, 1 sc) x6 [12]  
R14 12 sc *on outer loop*  
R15 (inc, 1 sc) x6 [18]  
R16 (inc, 2 sc) x6 [24]  
R17 24 sc [24]  
R18 24 sc [24]  
R19 (dec, 2 sc) x6 [18]  
R20 (dec, 1 sc) x6 [12]  
R21 6 dec [6]

## 02 FOOT x2

R1 5 sc [5]  
R2 5 sc [5]

## 03 HAND x2

R1 4 sc [4]  
R2 inc, 3 sc [5]

## 04 EAR x2

R1 4 sc [4]  
R2 inc, 3 sc [5]  
R3 inc, 4 sc [6]  
R4 inc, 5 sc [7]  
R5 inc, 6 sc [8]  
R6 dec, 6 sc [7]

## 05 EAR SPIKE x2

chain 3  
L1 1 ss  
L2 1 sc

## 06 SMALL SPIKES

chain 3  
L1 1 ss  
L2 1 sc  
*repeat 10 more x*

## 07 BIG SPIKES

chain 4  
L1 1 ss  
L2 1 sc  
L3 1 dc  
*repeat 7 more x*

## 07 TAIL

chain 5  
L1 1 ss  
L2 1 sc  
L3 1 dc  
L4 1 dc  
*repeat 6 more x*

ch chain  
ss slip stitch  
sc single crochet  
hdc half double crochet  
dc double crochet  
tc tripple crochet  
inc increase  
dec decrease





## ELEMENTAL BUN 3

### 01 BODY

R1 6 sc [6]  
 R2 6 inc [12]  
 R3 (inc, 1 sc) x6 [18]  
 R4 (inc, 2 sc) x6 [24]  
 R5 (inc, 3 sc) x6 [30]  
 R6- 30 sc [30]  
 R10 30 sc [30]  
 R11 (dec, 3 sc) x6 [24]  
 R12 (dec, 2 sc) x6 [18]  
 R13 (dec, 1 sc) x6 [12]  
 R14 12 sc *on outer loop*  
 R15 (inc, 1 sc) x6 [18]  
 R16 (inc, 2 sc) x6 [24]  
 R17 24 sc [24]  
 R18 24 sc [24]  
 R19 (dec, 2 sc) x6 [18]  
 R20 (dec, 1 sc) x6 [12]  
 R21 6 dec [6]

### 02 FOOT x2

R1 5 sc [5]  
 R2 5 sc [5]

### 03 HAND x2

R1 4 sc [4]  
 R2 inc, 3 sc [5]

### 04 EAR x2

R1 4 sc [4]  
 R2 inc, 3 sc [5]  
 R3 inc, 4 sc [6]  
 R4 inc, 5 sc [7]  
 R5 inc, 6 sc [8]  
 R6 dec, 6 sc [7]

### 05 TAIL

R1 6 sc [6]  
 R2 (inc, 1 sc) x3 [9]  
 R3 9 sc [9]  
 R4 9 sc [9]  
 R5 9 sc [9]  
 R6 (dec, 1 sc) x3 [6]

**ch** chain  
**ss** slip stitch  
**sc** single crochet  
**hdc** half double crochet  
**dc** double crochet  
**tc** tripple crochet  
**inc** increase  
**dec** decrease



# NUGGET COMBO 1



## 01 BODY

- R1 6 sc [6]  
R2 6 inc [12]  
R3 (inc, 1 sc) x6 [18]  
R4 (inc, 2 sc) x6 [24]  
R5 (inc, 3 sc) x6 [30]  
R6- 30 sc [30]  
R10 30 sc [30]  
D = dark blue | L = light blue  
R11 D 10 sc L 5 sc D 15 sc [30]  
R12 D (inc, 4 sc) x2  
L inc, 4 sc, inc  
D 4 sc, (inc, 4 sc) x2 [36]  
R13 D 2 inc, 10 sc  
L 9 sc D 11 sc, 4 inc [42]  
R14 D 14 sc L 10 sc D 18 sc [42]  
R15 D 15 sc L 9 sc D 18 sc [42]  
R16 D 16 sc L 7 sc D 19 sc [42]  
R17 D 17 sc L 5 sc D 20 sc [42]  
R18 D (dec, 5 sc) x6 [36]  
R19 (dec, 4 sc) x6 [30]  
R20 (dec, 3 sc) x6 [24]  
R21 (dec, 2 sc) x6 [18]  
R22 (dec, 1 sc) x6 [12]  
R23 6 dec [6]

## 02 TAIL

- chain 30  
R1 1 ss, 1 sc, 27 hdc  
R2 1 ss, 1 sc, 25 hdc  
R3 1 ss, 1 sc, 23 hdc

## 03 WING x2

- R1 4 sc [4] ch1  
R2 inc, 3 sc [5] ch1  
R3 inc, 4 sc [6]  
01 chain 3, 2 sc, ss in next st  
02 chain 3, 2 sc, ss in next st  
03 chain 3, 2 sc, ss in next st  
04 chain 2, 1 sc, ss in next st  
05 chain 2, 1 sc, ss in next st

## 04 MIDDLE

- R1 4 sc [4]  
R2 (inc, 1 sc) x2 [6]  
R3 (inc, 2 sc) x2 [8]  
R4 8 sc [8]  
R5 8 sc [8]  
R6 (dec, 2 sc) x2 [6]  
R7 (dec, 1 sc) x2 [4]

## 05 SIDE x2


- R1 4 sc [4]  
R2 (inc, 1 sc) x2 [6]  
R3 6 sc [6]  
R4 6 sc [6]  
R5 (dec, 1 sc) x2 [4]

## 06 FOOT x2

- 01 6 sc  
02 (1 dc 1 ss) in next 3 st

## 07 BEAK

- R1 4 sc [4]  
R2 (inc, 1 sc) x2 [6]



ch chain  
ss slip stitch  
sc single crochet  
hdc half double crochet  
dc double crochet  
tc tripple crochet  
inc increase  
dec decrease



## NUGGET COMBO 2

### 01 BODY

R1 6 sc [6]  
 R2 6 inc [12]  
 R3 (inc, 1 sc) x6 [18]  
 R4 (inc, 2 sc) x6 [24]  
 R5 (inc, 3 sc) x6 [30]  
 R6- 30 sc [30]  
 R10 30 sc [30]  
 R11 30 sc [30]  
 R12 (inc, 4 sc) x6 [36]  
 R13 2 inc, 30 sc, 4 inc [42]  
 R14 42 sc [42]  
 R15 42 sc [42]  
 R16 42 sc [42]  
 R17 42 sc [42]  
 R18 (dec, 5 sc) x6 [36]  
 R19 (dec, 4 sc) x6 [30]  
 R20 (dec, 3 sc) x6 [24]  
 R21 (dec, 2 sc) x6 [18]  
 R22 (dec, 1 sc) x6 [12]  
 R23 6 dec [6]

### 02 FOOT x2

01 6 sc  
 02 (1 dc 1 ss) in next 3 st

### 03 BEAK

R1 4 sc [4]  
 R2 (inc, 1 sc) x2 [6]

### 04 SPIKE ONE x2

R1 4 sc [4]  
 R2 (inc, 1 sc) x2 [6]  
 R3 (inc, 2 sc) x2 [8]

### 05 SPIKE TWO x2

R1 4 sc [4]  
 R2 (inc, 1 sc) x2 [6]

### 06 TAIL YELLOW

chain 4  
 L1 1 ss  
 L2 1 sc  
 L3 1 hdc  
 repeat 5 more x

### 07 TAIL BLACK

chain 4  
 L1 1 ss  
 L2 1 sc  
 L3 1 sc  
 repeat 6 more x

### 08 WING x4

R1 4 sc [4] ch1  
 R2 inc, 3 sc [5] ch1  
 R3 inc, 4 sc [6]  
 01 sc, dc, ss  
 02 sc, hdc, tc, hdc  
 03 sc, hdc, tc, hdc  
 04 ss, hdc  
 05 ss  
 2 in yellow, 2 in black

### 09 FACE SPIKE x2

chain 2  
 R1 1 sc  
 repeat 1 more x

ch chain  
 ss slip stitch  
 sc single crochet  
 hdc half double crochet  
 dc double crochet  
 tc tripple crochet  
 inc increase  
 dec decrease





## NUGGET COMBO 3

### 01 BODY

R1 6 sc [6]  
 R2 6 inc [12]  
 R3 (inc, 1 sc) x6 [18]  
 R4 (inc, 2 sc) x6 [24]  
 R5 (inc, 3 sc) x6 [30]  
 R6- 30 sc [30]  
 R10 30 sc [30]  
 R11 30 sc [30]  
 R12 (inc, 4 sc) x6 [36]  
 R13 2 inc, 30 sc, 4 inc [42]  
 R14 42 sc [42]  
 R15 42 sc [42]  
 R16 42 sc [42]  
 R17 42 sc [42]  
 R18 (dec, 5 sc) x6 [36]  
 R19 (dec, 4 sc) x6 [30]  
 R20 (dec, 3 sc) x6 [24]  
 R21 (dec, 2 sc) x6 [18]  
 R22 (dec, 1 sc) x6 [12]  
 R23 6 dec [6]

### 02 WING x2

R1 4 sc [4] ch1  
 R2 inc, 3 sc [5] ch1  
 R3 inc, 4 sc [6]

### 03 FOOT x2

01 6 sc  
 02 (1 dc 1 ss) *in next 3 st*

### 04 BEAK

R1 4 sc [4]  
 R2 (inc, 1 sc) x2 [6]

ch chain  
 ss slip stitch  
 sc single crochet  
 hdc half double crochet  
 dc double crochet  
 tc tripple crochet  
 inc increase  
 dec decrease



# DRAGON SNAKE 1



## 01 BODY

R1 6 sc [6]  
R2 6 inc [12]  
R3 (inc, 1 sc) x6 [18]  
R4 (inc, 2 sc) x6 [24]  
R5 (inc, 3 sc) x6 [30]  
R6- 30 sc [30]  
R10 30 sc [30]  
R11 (dec, 3 sc) x6 [24]  
R12 (dec, 2 sc) x6 [18]  
R13 (dec, 1 sc) x6 [12]  
R14 12 sc *on outer loop*  
R15 (inc, 1 sc) x6 [18]  
R16 (inc, 2 sc) x6 [24]  
R17 24 sc [24]  
R18 24 sc [24]  
R19 (dec, 2 sc) x6 [18]  
R20 (dec, 1 sc) x6 [12]  
R21 6 dec [6]

## 02 BELLY

chain 5  
R1 4 sc [4] ch1  
R2 inc, 3 sc [5] ch1  
R3 5 sc [5] ch1  
R4 5 sc [5] ch1  
R5 5 sc [5]

## 03 TAIL

R1 4 sc [4]  
R2 (inc, 1 sc) x2 [6]  
R3 (inc, 1 sc) x3 [9]  
R4 (inc, 2 sc) x3 [12]  
R5 (inc, 3 sc) x3 [15]  
R6 15 sc [15]  
  
01 chain 1  
02 reverse 8 sc [8] ch1  
03 8 sc [8]  
04 15 sc [15]  
*repeat 2 more x*

## 04 NOSE

R1 8 sc [8]  
R2 (inc, 3 sc) x2 [10]  
R3 10 sc [10]

## 05 EAR LEFT

01 8 sc [8]  
02 1 dc  
03 1 ss, 1 hdc  
04 1 ss, 1 hdc  
05 1 ss

## 06 EAR RIGHT

01 8 sc [8]  
02 1 ss  
03 1 hdc, 1 ss  
04 1 hdc, 1 ss  
05 1 dc  
06 1 ss

**ch** chain  
**ss** slip stitch  
**sc** single crochet  
**hdc** half double crochet  
**dc** double crochet  
**tc** tripple crochet  
**inc** increase  
**dec** decrease





# DRAGON SNAKE 2

## 01 BODY

- R1 6 sc [6]
- R2 6 inc [12]
- R3 (inc, 1 sc) x6 [18]
- R4 (inc, 2 sc) x6 [24]
- R5 (inc, 3 sc) x6 [30]
- R6- 30 sc [30]
- R10 30 sc [30]
- R11 (dec, 3 sc) x6 [24]
- R12 (dec, 2 sc) x6 [18]
- R13 (dec, 1 sc) x6 [12]
- R14 12 sc *on outer loop*
- R15 (inc, 1 sc) x6 [18]
- R16 (inc, 2 sc) x6 [24]
- R17 24 sc [24]
- R18 24 sc [24]
- R19 (dec, 2 sc) x6 [18]
- R20 (dec, 1 sc) x6 [12]
- R21 6 dec [6]

## 02 BELLY

- chain 5
- R1 4 sc [4] ch1
- R2 inc, 3 sc [5] ch1
- R3 5 sc [5] ch1
- R4 5 sc [5] ch1
- R5 5 sc [5]

## 03 BALL

- R1 4 sc [4]
- R2 (inc, 1 sc) x2 [6]
- R3 (dec, 1 sc) x2 [4]

## 04 TAIL

- R1 4 sc [4]
  - R2 (inc, 1 sc) x2 [6]
  - R3 (inc, 1 sc) x3 [9]
  - R4 (inc, 2 sc) x3 [12]
  - R5 (inc, 3 sc) x3 [15]
  - R6 15 sc [15]
  - 01 chain 1
  - 02 reverse 8 sc [8] ch1
  - 03 8 sc [8]
  - 04 15 sc [15]
- repeat 3 more x*

## 05 TAIL BALL ONE

- R1 4 sc [4]
- R2 (inc, 1 sc) x2 [6]
- R3 (dec, 1 sc) x2 [4]

## 06 TAIL BALL TWO

- R1 4 sc [4]
- R2 4 sc [4]

## 07 HORN

- R1 4 sc [4]
- R2 (inc, 1 sc) x2 [6]

## 08 NOSE

- R1 8 sc [8]
- R2 (inc, 3 sc) x2 [10]

## 09 EAR LEFT

- 01 8 sc
- 1 sc in next stitch
- 02 ch3, 2 sc
- 1 sc in next stitch
- 03 ch2, 1 sc
- 1 ss in same stitch
- 04 ch2, 1 sc
- 1 ss in next stitch

## 10 EAR RIGHT

- 01 8 sc
- 1 ss in next stitch
- 02 ch2, 1 sc
- 1 ss in next stitch
- 03 ch2, 1 sc
- 1 sc in next stitch
- 04 ch3, 2 sc
- 1 ss in next stitch

- ch** chain
- ss** slip stitch
- sc** single crochet
- hdc** half double crochet
- dc** double crochet
- tc** tripple crochet
- inc** increase
- dec** decrease





# AXOLSKIPPER

## 01 BODY

- R1 6 sc [6]
- R2 6 inc [12]
- R3 (inc, 1 sc) x6 [18]
- R4 (inc, 2 sc) x6 [24]
- R5 (inc, 3 sc) x6 [30]
- R6- 30 sc [30]
- R10 30 sc [30]
- B** = blue | **L** = light blue
- R11 **B** dec, 3 sc  
L (dec, 3 sc) x3  
**B** (dec, 3 sc) x2 [24]
- R12 **B** dec, 2 sc  
L (dec, 2 sc) x3  
**B** (dec, 2 sc) x2 [18]
- R13 **B** dec, 1 sc  
L (dec, 1 sc) x3  
**B** (dec, 1 sc) x2 [12]  
*on outer loop*
- R14 **B** 3 sc **L** 5 sc **B** 4 sc [12]
- R15 **B** inc, 1 sc, inc  
L 1 sc, (inc, 1 sc) x2  
**B** (inc, 1 sc) x2 [18]
- R16 **B** (inc, 2 sc) inc, 1 sc  
L 1 sc, (inc, 2 sc) x2  
**B** (inc, 2 sc) x2 [24]
- R17 **B** 8 sc **L** 9 sc **B** 7 sc [12]
- R18 **B** 9 sc **L** 7 sc **B** 8 sc [12]
- R19 L (dec, 2 sc) x6 [18]
- R20 (dec, 1 sc) x6 [12]
- R21 6 dec [6]

## 02 FOOT x4

- R1 5 sc [5]
- R2 5 sc [5]

## 03 CHEEK x2

- R1 6 sc [6]
- R2 6 inc [12]
- R3 (inc, 1 sc) x6 [18]

## 04 SPIKE x2

- chain 2
- R1 1 sc
- repeat 2 more x*

## 05 HEAD FIN

- R1 6 sc [6]
- R2 6 inc [12]
- R3 (inc, 1 sc) x6 [18]
- R4 (dec, 4 sc) x3 [15]
- R5 (dec, 3 sc) x3 [12]

## 06 TAIL

- chain 7
- R1 6 sc
- repeat on other side* [12]
- R2 (inc, 3 sc) x3 [15]
- R3 15 sc [15]
- R4 (dec, 3 sc) x3 [12]
- R5 (dec, 1 sc) x4 [8]

- ch** chain
- ss** slip stitch
- sc** single crochet
- hdc** half double crochet
- dc** double crochet
- tc** tripple crochet
- inc** increase
- dec** decrease





# SLEEPY BEAR

## 01 BODY

- R1 6 sc [6]
- R2 6 inc [12]
- R3 (inc, 1 sc) x6 [18]
- R4 (inc, 2 sc) x6 [24]
- R5 (inc, 3 sc) x6 [30]
- R6- 30 sc [30]
- R10 30 sc [30]
- R11 (dec, 3 sc) x6 [24]
- R12 (dec, 2 sc) x6 [18]
- R13 (dec, 1 sc) x6 [12]
- R14 12 sc *on outer loop*
- R15 (inc, 1 sc) x6 [18]
- R16 (inc, 2 sc) x6 [24]
- R17 (inc, 3 sc) x6 [30]
- R18 (inc, 4 sc) x6 [36]
- R19 36 sc [36]
- R20 36 sc [36]
- R21 36 sc [36]
- R22 36 sc [36]
- R23 (dec, 4 sc) x6 [30]
- R24 (dec, 3 sc) x6 [24]
- R25 (dec, 2 sc) x6 [18]
- R26 (dec, 1 sc) x6 [12]
- R27 6 dec [6]

## 02 EAR x2

- R1 4 sc [4]
- R2 (inc, 1 sc) x2 [6]
- R3 (inc, 2 sc) x2 [8]

## 03 HAND x2

- R1 6 sc [6]
- R2 inc, 5 sc [7]
- R3 inc, 6 sc [8]
- R4 inc, 7 sc [9]

## 04 FOOT x2

- R1 6 sc [6]
- R2 (inc, 2 sc) x2 [8]
- R3 (inc, 3 sc) x2 [10]

## 05 HEAD

- R1 6 sc [6]
- R2 6 inc [12]
- R3 (inc, 1 sc) x6 [18]
- 01 ss, (sc, dc, sc), ss
- 02 ss, (sc, dc, sc), ss
- 03 extra 6 sc

## 06 BELLY

- R1 6 sc [6]
- R2 6 inc [12]
- R3 (inc, 1 sc) x6 [18]
- R4 (inc, 2 sc) x6 [24]
- R5 extra 6 sc

- ch chain
- ss slip stitch
- sc single crochet
- hdc half double crochet
- dc double crochet
- tc tripple crochet
- inc increase
- dec decrease





# DRAGON SNAKE 3

## 01 BODY

O = orange | C = cream  
 R1 6 sc [6]  
 R2 6 inc [12]  
 R3 (inc, 1 sc) x6 [18]  
 R4 (inc, 2 sc) x6 [24]  
 R5 (inc, 3 sc) x6 [30]  
 R6- 30 sc [30]  
 R10 30 sc [30]  
 R11 (dec, 3 sc) x6 [24]  
 R12 (dec, 2 sc) x6 [18]  
 R13 (dec, 1 sc) x6 [12]  
 R14 *on outer loop*  
 O 4 sc C 4 sc O 4 sc  
 R15 O (inc, 1 sc) x2  
 C (inc, 1 sc) x2  
 O (inc, 1 sc) x2 [18]  
 R16 O (inc, 2 sc) x2  
 C (inc, 2 sc) x2  
 O (inc, 2 sc) x2 [24]  
 R17 O 9 sc C 7 sc O 8 sc [24]  
 R18 O 10 sc C 6 sc O 8 sc [24]  
 R19 O (dec, 2 sc) x2, dec  
 C 2 sc, dec, 2 sc  
 O (dec, 2 sc) x2 [18]  
 R20 (dec, 1 sc) x6 [12]  
 R21 6 dec [6]

## 02 ANTENNA x2

chain 13  
 R1 ss, 11 sc [12]

## 03 FOOT x2

R1 6 sc [6]

## 04 LEG x2

R1 6 sc [6]  
 R2 (inc, 1 sc, inc) x2 [10]  
 R3 10 sc [10]

## 05 HAND x2

R1 6 sc [6]  
 R2 6 sc [6]  
 R3 6 sc [6]  
 R4 6 sc [6]  
 R5 6 sc [6]

## 06 NOSE

R1 8 sc [8]  
 R2 (inc, 3 sc) x2 [10]  
 R3 10 sc [10]

## 07 HORN

R1 4 sc [4]  
 R2 (inc, 1 sc) x2 [6]

## 08 WING x4

R1 6 sc [6]  
 R2 2 sc, 2 inc, 2 sc [8]  
 R3 2 inc, 3 sc *in one st*, 2 sc,  
 3 sc *in one st*, 2 inc [16]  
 R4 extra 6 sc  
 2 in orange, 2 in blue

## 09 TAIL

R1 4 sc [4]  
 R2 (inc, 1 sc) x2 [6]  
 R3 inc, 5 sc [7]  
 R4 inc, 6 sc [8]  
 R5 inc, 7 sc [9]

ch chain  
 ss slip stitch  
 sc single crochet  
 hdc half double crochet  
 dc double crochet  
 tc tripple crochet  
 inc increase  
 dec decrease



# BUTTFACE

## 01 BODY

W = white | B = blue

R1 W 6 sc [6]

R2 6 inc [12]

R3 (inc, 1 sc) x6 [18]

R4 (inc, 2 sc) x6 [24]

R5- 24 sc [24]

R8 24 sc [24]

R9- B 24 sc [24]

R18 24 sc [24]

R19 (dec, 2 sc) x6 [18]

R20 (dec, 1 sc) x6 [12]

R21 6 dec [6]

## 02 SPIKES x14

R1 6 sc [6]

R2 (inc, 1sc) x3 [9]


R3 (inc, 2 sc) x3 [12]

## 03 BUTT x2

R1 6 sc [6]

R2 6 inc [12]

R3 12 sc [12]



ch chain  
ss slip stitch  
sc single crochet  
hdc half double crochet  
dc double crochet  
tc tripple crochet  
inc increase  
dec decrease



# CLAIRVOYANT CAT 1

## 01 BODY

R1 6 sc [6]  
 R2 6 inc [12]  
 R3 (inc, 1 sc) x6 [18]  
 R4 (inc, 2 sc) x6 [24]  
 R5 (inc, 3 sc) x6 [30]  
 R6- 30 sc [30]  
 R10 30 sc [30]  
 R11 (dec, 3 sc) x6 [24]  
 R12 (dec, 2 sc) x6 [18]  
 R13 (dec, 1 sc) x6 [12]  
 R14 12 sc *on outer loop*  
 R15 (inc, 1 sc) x6 [18]  
 R16 (inc, 2 sc) x6 [24]  
 R17 24 sc [24]  
 R18 24 sc [24]  
 R19 (dec, 2 sc) x6 [18]  
 R20 (dec, 1 sc) x6 [12]  
 R21 6 dec [6]

## 02 CHEST x2

chain 5  
 R1 4 sc [4] ch1  
 R2 4 sc [4]

## 03 EYEBROW x2

chain 5  
 R1 4 sc [4]

## 04 SHOULDER x2

chain 6  
 R1 5 sc [5]

## 05 FOOT x2

R1 5 sc [5]  
 R2 5 sc [5]  
 R3 5 sc [5]  
 01 fold  
 02 (1 sc, ss) x2

## 06 LEG x2, NOSE

R1 6 sc [6]  
 R2 (inc, 1 sc, inc) x2 [10]  
 R3 10 sc [10]

## 07 EARS x2

R1 4 sc [4]  
 R2 (inc, 1 sc) x2 [6]  
 R3 inc, 5 sc [7]  
 R4 inc, 6 sc [8]

## 08 HAND x2

R1- 5 sc [5]  
 R5 5 sc [5]

## 09 BACK PIPE

R1- 5 sc [5]  
 R6 5 sc [5]

## 10 BACK

chain 9  
 R1 8 sc [8] ch1  
 R2 8 sc [8]

## 11 TAIL

R1 6 sc [6]  
 R2 (inc, 2 sc) x2 [8]  
 R3 dec, 6 sc [7]  
 R4 dec, 5 sc [6]  
 R5 6 sc [6]  
 R6 dec, 4 sc [5]  
 R7 5 sc [5]  
 R15- 5 sc [5]  
 R16 inc, 4 sc [6]  
 R17 inc, 5 sc [7]  
 R18 inc, 6 sc [8]  
 R19 (inc, 1 sc) x4 [12]  
 R20 (inc, 3 sc) x3 [15]

## 12 BELLY

chain 5  
 R1 4 sc [4] ch1  
 R2 inc, 3 sc [5] ch1  
 R3 5 sc [5] ch1  
 R4 5 sc [5]

ch chain  
 ss slip stitch  
 sc single crochet  
 hdc half double crochet  
 dc double crochet  
 tc tripple crochet  
 inc increase  
 dec decrease



# CLAIRVOYANT CAT 2



## 01 BODY

R1 6 sc [6]  
R2 6 inc [12]  
R3 (inc, 1 sc) x6 [18]  
R4 (inc, 2 sc) x6 [24]  
R5 (inc, 3 sc) x6 [30]  
R6- 30 sc [30]  
R10 30 sc [30]  
R11 (dec, 3 sc) x6 [24]  
R12 (dec, 2 sc) x6 [18]  
R13 (dec, 1 sc) x6 [12]  
R14 12 sc *on outer loop*  
R15 (inc, 1 sc) x6 [18]  
R16 (inc, 2 sc) x6 [24]  
R17 24 sc [24]  
R18 24 sc [24]  
R19 (dec, 2 sc) x6 [18]  
R20 (dec, 1 sc) x6 [12]  
R21 6 dec [6]

## 02 EAR x2

R1 4 sc [4]  
R2 (inc, 1 sc) x2 [6]  
R3 (inc, 2 sc) x2 [8]

## 03 NOSE

R1 6 sc [6]  
R2 6 inc [12]

## 04 LEG x2

R1 6 sc [6]  
R2 6 inc [12]

## 05 FOOT x2

R1 6 sc [6]

## 06 HAND x2

R1 4 sc [4]  
R2 inc, 3 sc [5]

## 07 TAIL

R1 6 sc [6]  
R2 (inc, 2 sc) x2 [8]  
R3 8 sc [8]  
R4 (dec, 2 sc) x2 [6]  
R5 (dec, 1 sc) x2 [4]  
R6- 4 sc [4]  
R17 4 sc [4]

ch chain  
ss slip stitch  
sc single crochet  
hdc half double crochet  
dc double crochet  
tc tripple crochet  
inc increase  
dec decrease





# DELICIOUS EGG

## 01 BODY

- R1 6 sc [6]
- R2 6 inc [12]
- R3 (inc, 1 sc) x6 [18]
- R4 (inc, 2 sc) x6 [24]
- R5 (inc, 3 sc) x6 [30]
- R6- 30 sc [30]
- R16 30 sc [30]
- R17 (dec, 3 sc) x6 [24]
- R18 (dec, 2 sc) x6 [18]
- R19 (dec, 1 sc) x6 [12]
- R20 6 dec [6]

## 02 SHELL

- R1 6 sc [6]
- R2 (inc) x6 [12]
- R3 (inc, 1 sc) x6 [18]
- R4 (inc, 2 sc) x6 [24]
- R5 (inc, 3 sc) x6 [30]
- R6- 30 sc [30]
- R11 30 sc [30]
- R12 (1 ss, (1sc 1dc 1sc) in one st, 1 ss) x10

## 03 FOOT x2

- R1 5 sc [5]
- R2 5 sc [5]

## 04 HAND x2

- R1 4 sc [4]
- R2 inc, 3 sc [5]

## 05 SPIKES x5

- R1 4 sc [4]
- R2 (inc, 1 sc) x2 [6]
- R3 (inc, 1 sc) x3 [9]
- R4 (inc, 2 sc) x3 [12]

- ch chain
- ss slip stitch
- sc single crochet
- hdc half double crochet
- dc double crochet
- tc tripple crochet
- inc increase
- dec decrease

